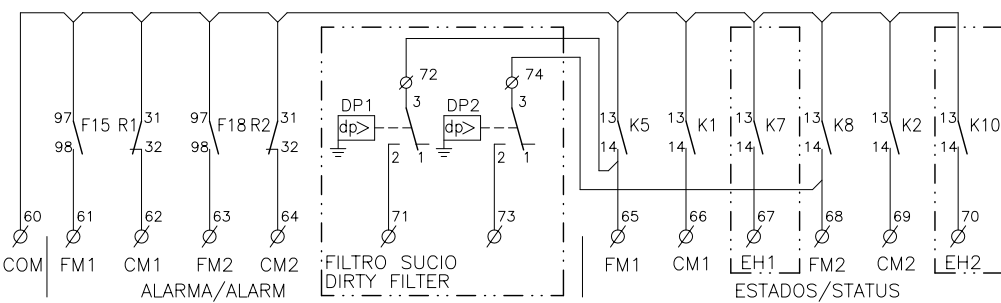
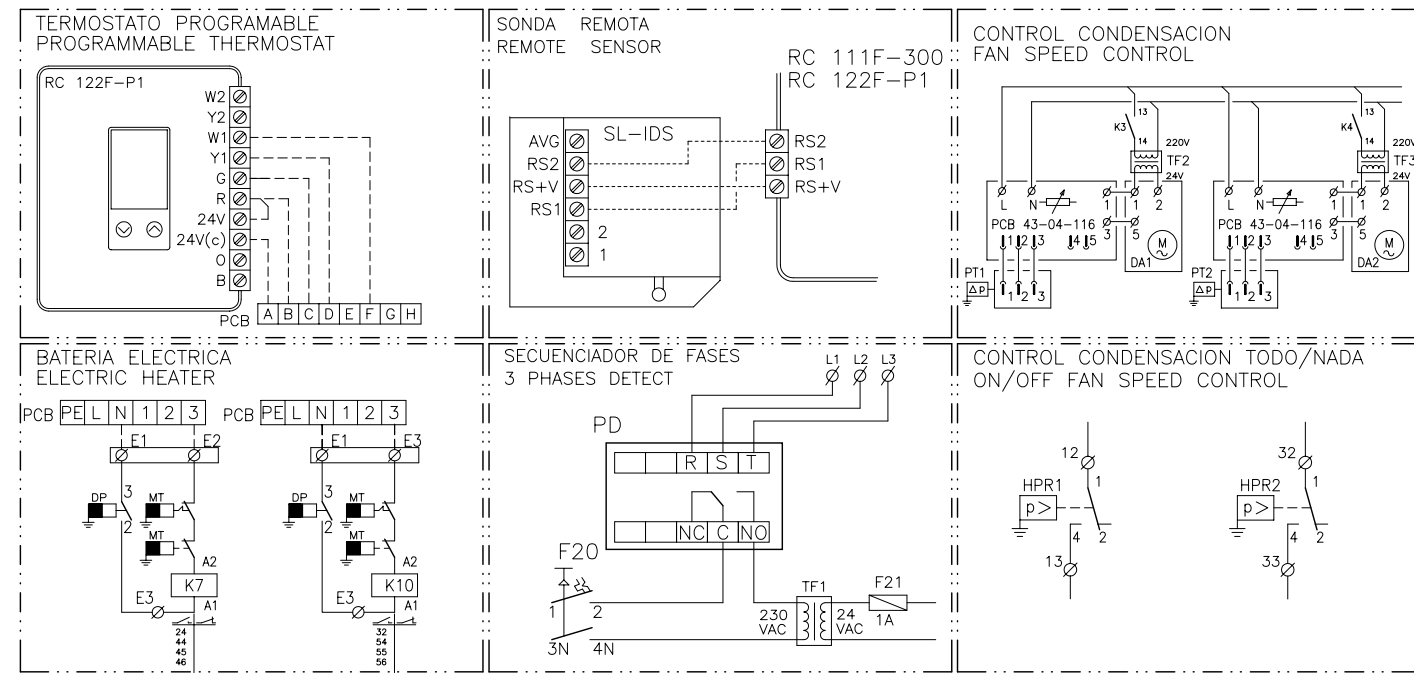
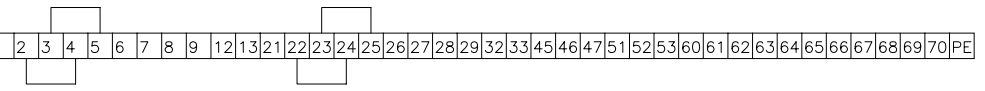
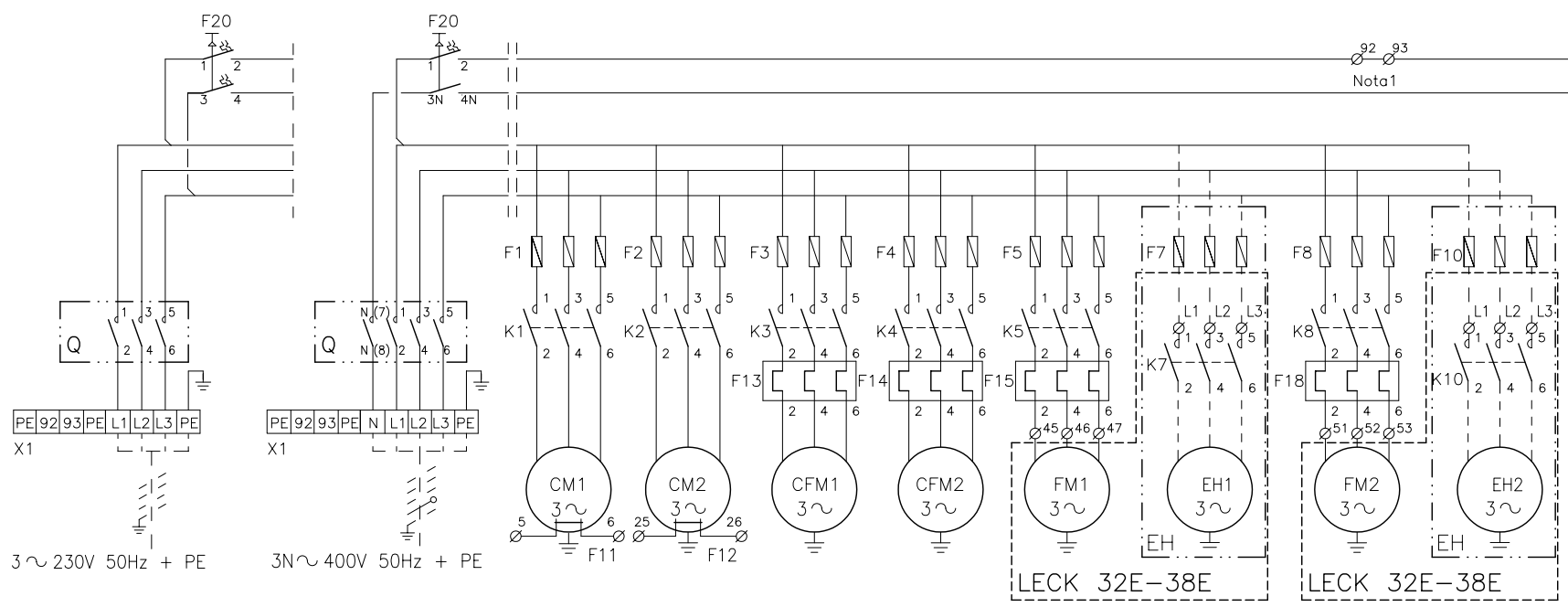


ELEMENTOS OPCIONALES / OPTIONAL ELEMENTS



Nota1: Eliminar puente cuando se instale el opcional
 Note1: Remove jumper when installing the optional
 Note1: Enlevez le pont en cas d'installer optional
 Notiz1: Entfernen sie die jumper falls optional angebrochen ist



Elemento Opcional
 Optional Element
 A Realizar por el Instalador
 To Wire by the Installer

Fusibles	F1 - F2	F3-F4-F5-F8
Fuses size	LVCK 64D2	LVCK 76D2
230/3/50	2x 3 x 50A	2x 3 x 63A 4 x 3 x 16A
400/3/50	2x 3 x 25A	2x 3 x 32A 4 x 3 x 10A

VERSION VFC / VFC VERSION

Lennox Refac S.A.	ESQUEMA ELECTRICO ELECTRIC DIAGRAM	LVCK (LECK+KVCK) 64D2-76D2	3Z-33-907-961 03C 3N 400V 50HZ + PE 3 ~ 230V 50HZ + PE
-------------------	---------------------------------------	----------------------------	--

