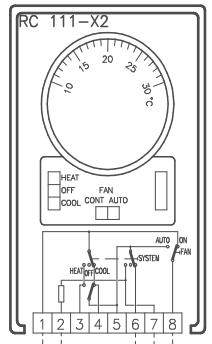
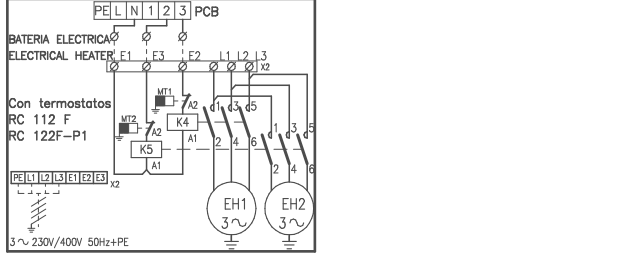
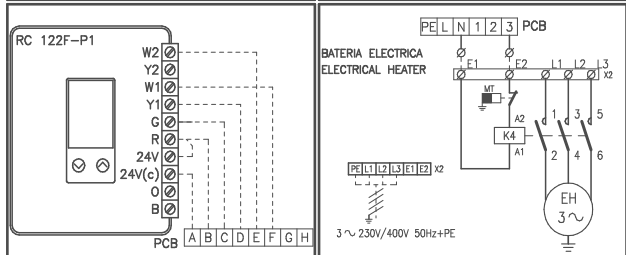
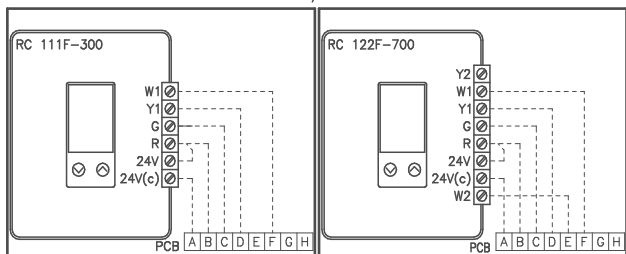
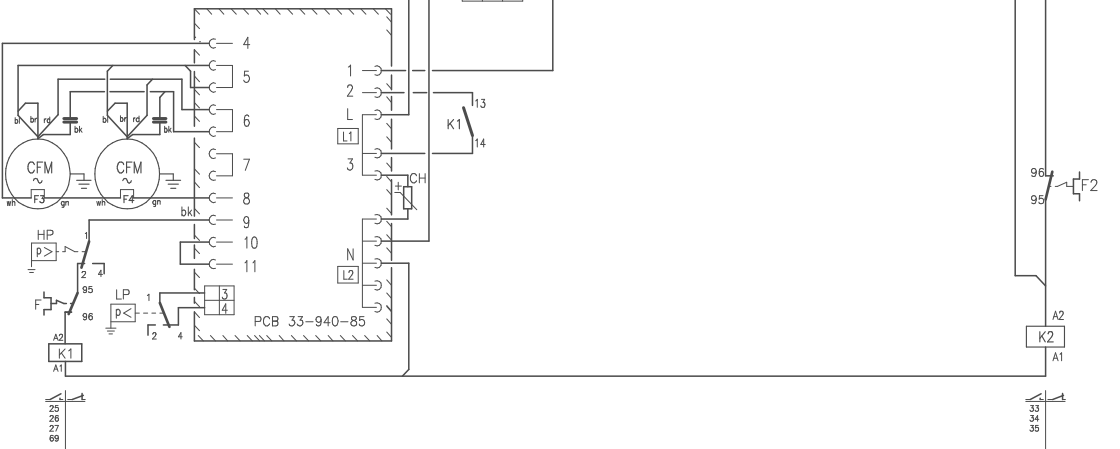
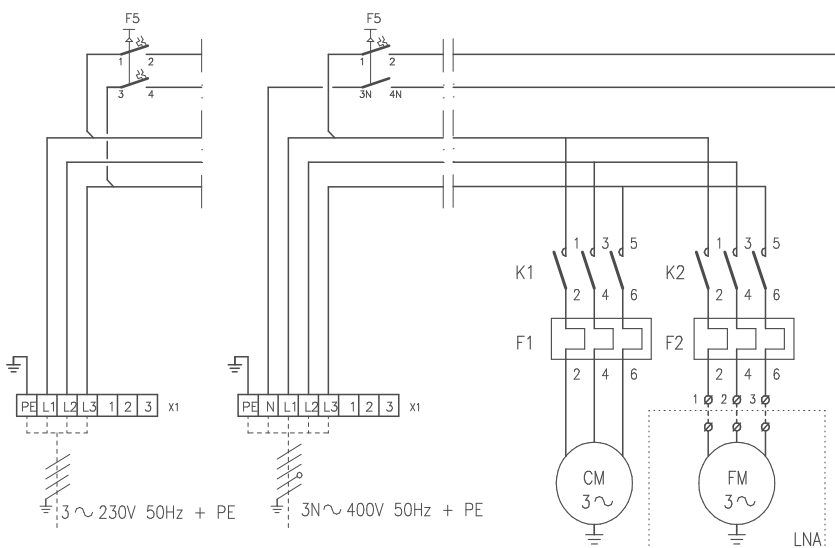
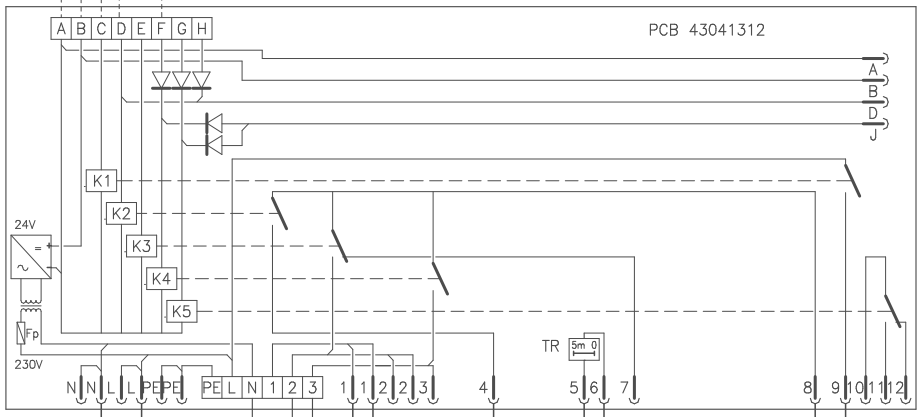


ELEMENTOS OPCIONALES / OPTIONAL ELEMENTS



- | | |
|-------------------------------------|--------------------------|
| CFM Motor Ventilador Exterior | Condenser Fan Motor |
| CH Calentador de C?rter | Crank Case Heater |
| CM Motor del Compresor | Compressor Motor |
| EH Bateria El?ctrica | Electric Heater |
| F Protecci?n T?rmica | Thermal Protection |
| F5 Magnetot?rmico | Circuitbreaker |
| FM Motor Ventilador Interior | Internal Fan Motor |
| FSC Control condensaci?n | Fan Speed Control |
| HP Presostato de Alta | High Pressure Pressostat |
| HPR Presostato Control Condensaci?n | High Pressure Regulator |
| K Contactor | Contacteur |
| LP Presostato de Baja | Low Pressure Pressostat |
| MT Termostato de Seguridad | Security Thermostat |
| PCB Placa Circuito Impreso | Printed Circuit Board |
| PT Transductor de presi?n | Pressure transducer |
| RC Control Remoto | Remote Control |
| TR Temporizador Anticiclo | Timer Delay |



Elemento Opcional
Optional Element
A Realizar por el Instalador
To Wire by the Installer

LNA:
△ 3~ 220V 50Hz
∩ 3N~ 380V 50Hz