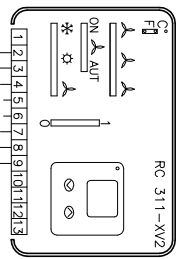
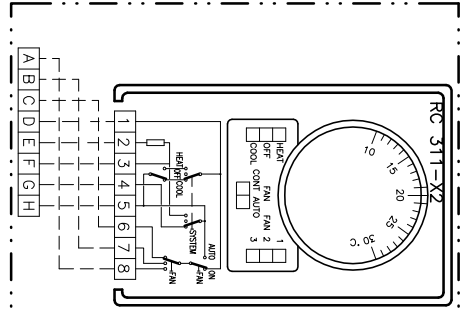


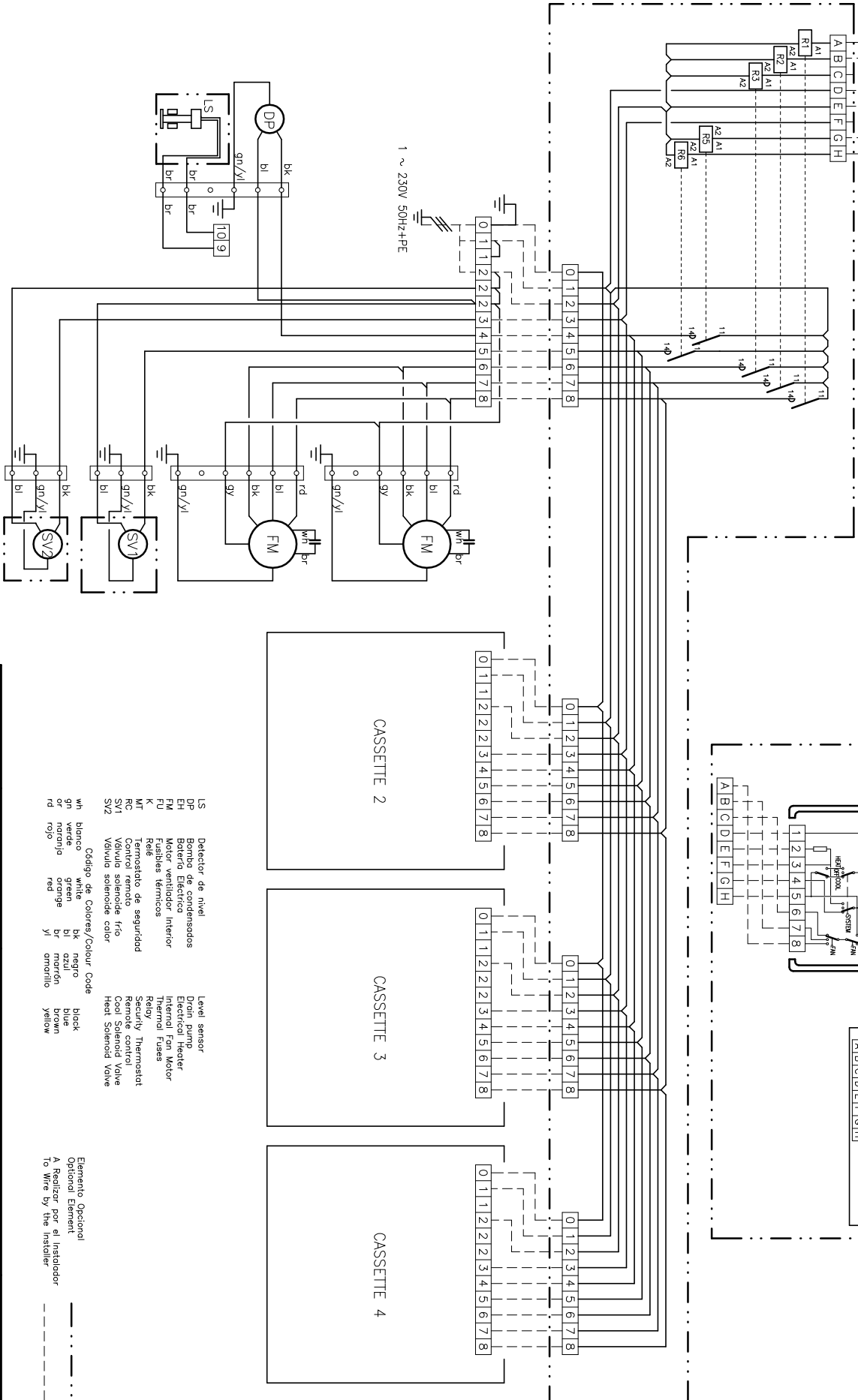
0 5 10 15 20 25 30 35 40 45 50 55 60 65 70 75 80 85 90 95



Redice esta conexión si solo dispone de agua fría
 Make this connection if the unit is cold water only



Redice esta conexión si solo dispone de agua fría
 Make this connection if the unit is cold water only



1 ~ 230V 50Hz+PE

- | | | | | | |
|-----|---------------------------|----|--------|-------|----------------|
| LS | Detector de nivel | wh | blanco | bk | negro |
| DP | Bomba de condensados | gn | verde | br | rojo |
| EH | Batería Eléctrica | rd | rojo | gn/Yl | verde/amarillo |
| FM | Motor ventilador Interior | br | rojo | br | rojo |
| FU | Fusibles térmicos | rd | rojo | gn/Yl | verde/amarillo |
| MT | Relé | br | rojo | gn/Yl | verde/amarillo |
| RC | Termostato de seguridad | wh | blanco | bk | negro |
| SV1 | Control remoto frío | gn | verde | br | rojo |
| SV2 | Válvula solenoides frío | rd | rojo | gn/Yl | verde/amarillo |
| | Válvula solenoides calor | br | rojo | gn/Yl | verde/amarillo |

- | | | |
|---------------------|----|-------|
| Level sensor | wh | bl |
| Drain pump | gn | br |
| Electrical Heater | rd | gn/Yl |
| Internal Fan Motor | br | br |
| Internal Fuses | rd | gn/Yl |
| Relay | wh | bk |
| Security Thermostat | gn | br |
| Remote control | rd | gn/Yl |
| Cool Solenoid Valve | br | gn/Yl |
| Heat Solenoid Valve | br | gn/Yl |

Elemento Opcional
 A Realizar por el Instalador
 To Wire by the Installer

