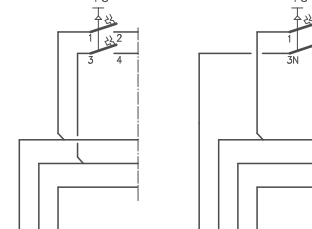
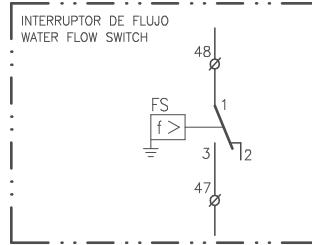
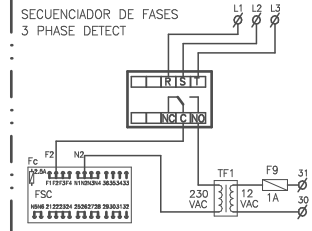
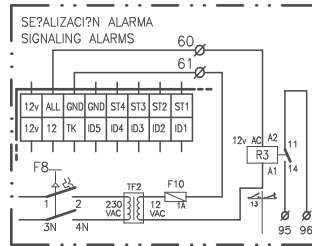


ELEMENTOS OPCIONALES
OPTIONAL ELEMENTS



LEYENDA
LEGEND

- | | | |
|-------|---------------------------|-------------------------------|
| Cd | Condensador | Condenser |
| CM | Motor compresor | Compressor motor |
| CFM | Motor ventilador exterior | Compressor Fan motor |
| CH | Resistencia de carter | Crank cases heater |
| F* | Protección térmica | Compressor thermal protection |
| F1-4 | Fusibles | Fuses |
| F8 | Magnetotérmico | Circuitbreaker |
| F9-10 | Fusible del secundario | Secondary fuse |
| F13 | Relé térmico | Thermal Relay |
| Fc | Fusible del FSC | FSC fuse |
| FSC | Control de condensación | Fan speed control |
| HP | Presostato de alta | high pressure |
| K1 | Contacto compresor | Compressor contactor |
| K3 | Contacto Bomba Agua | Water Pump Contactor |
| K4 | Contacto EH | EH Contactor |
| LM | Módulo control | Logic modul |
| LP | Presostato baja | Low pressure |
| ST1 | Sonda entrada agua | Inlet water sensor |
| ST2 | Sonda salida agua | Outlet water sensor |
| ST3 | Sonda tubería | Piping sensor |
| SV | Válvula solenoide | Solenoid valve |
| TF1-2 | Transformador | Transformer |
| R3 | Relé alarma | Alarm Relay |
| R4 | Relé antihielo | De-icing Relay |
| WT | Temperatura de agua | Water temperature |
| WP | Presión de agua | Water pressure |
| AT | Res. antihielo del evap. | Antifreeze evap. heater |
| BY | By-Pass gas caliente | Hot gas By-Pass |
| EH | Bat. eléc. tanque inercia | Elec. heater inertial tank |
| FS | Interruptor de flujo | Water flow switch |
| Q1 | Interruptor general | Main switch |
| PM | Motor bomba agua | Water pump motor |
| RC | Control remoto | Remote control |

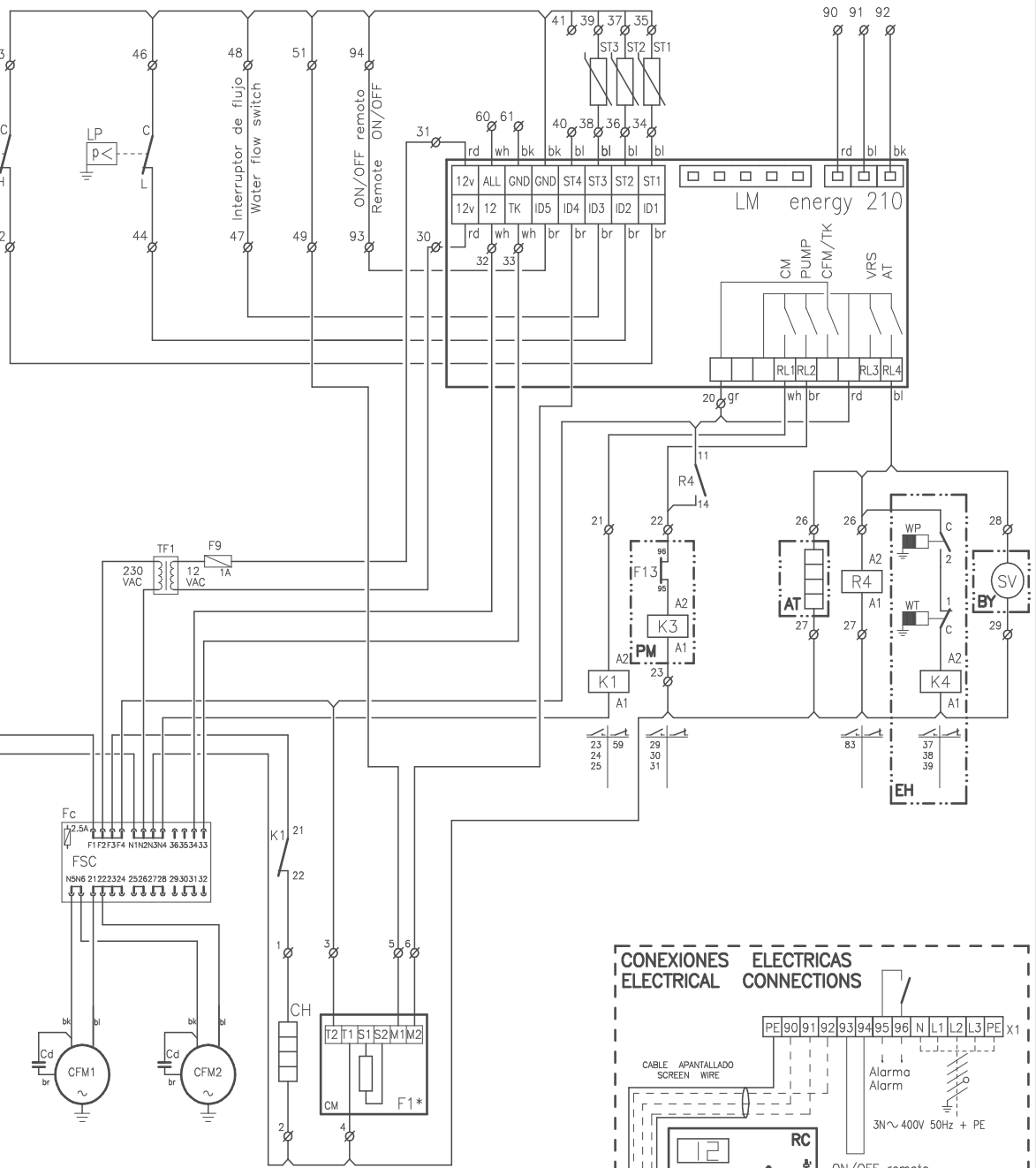
CODIGO DE COLORES / COLOUR CODE

- | | | | | | |
|----|---------|--------|----|----------|--------|
| wh | blanco | white | bk | negro | black |
| gn | verde | green | bl | azul | blue |
| or | naranja | orange | br | marrón | brown |
| rd | rojo | red | yl | amarillo | yellow |
| vi | violeta | violet | gr | gris | gray |

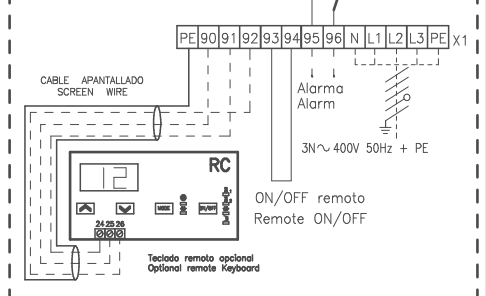
3 ~ 230V 50Hz + PE 3N ~ 400V 50Hz + PE

Fusibles	F1	F3
230/3/50	3 x 40A	3 x 6A
400/3/50	3 x 20A	3 x 6A

PUENTES JUMPERS



CONEXIONES ELECTRICAS
ELECTRICAL CONNECTIONS



Elemento Opcional
Optional Element
A Realizar por el Instalador
To Wire by the Installer