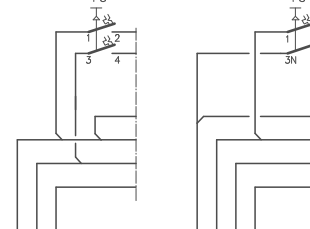
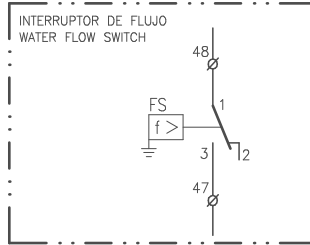
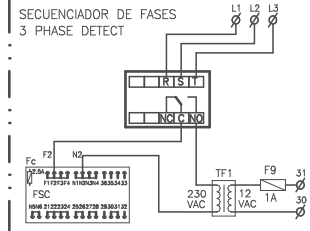
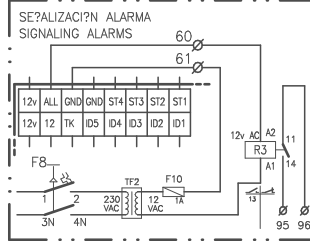


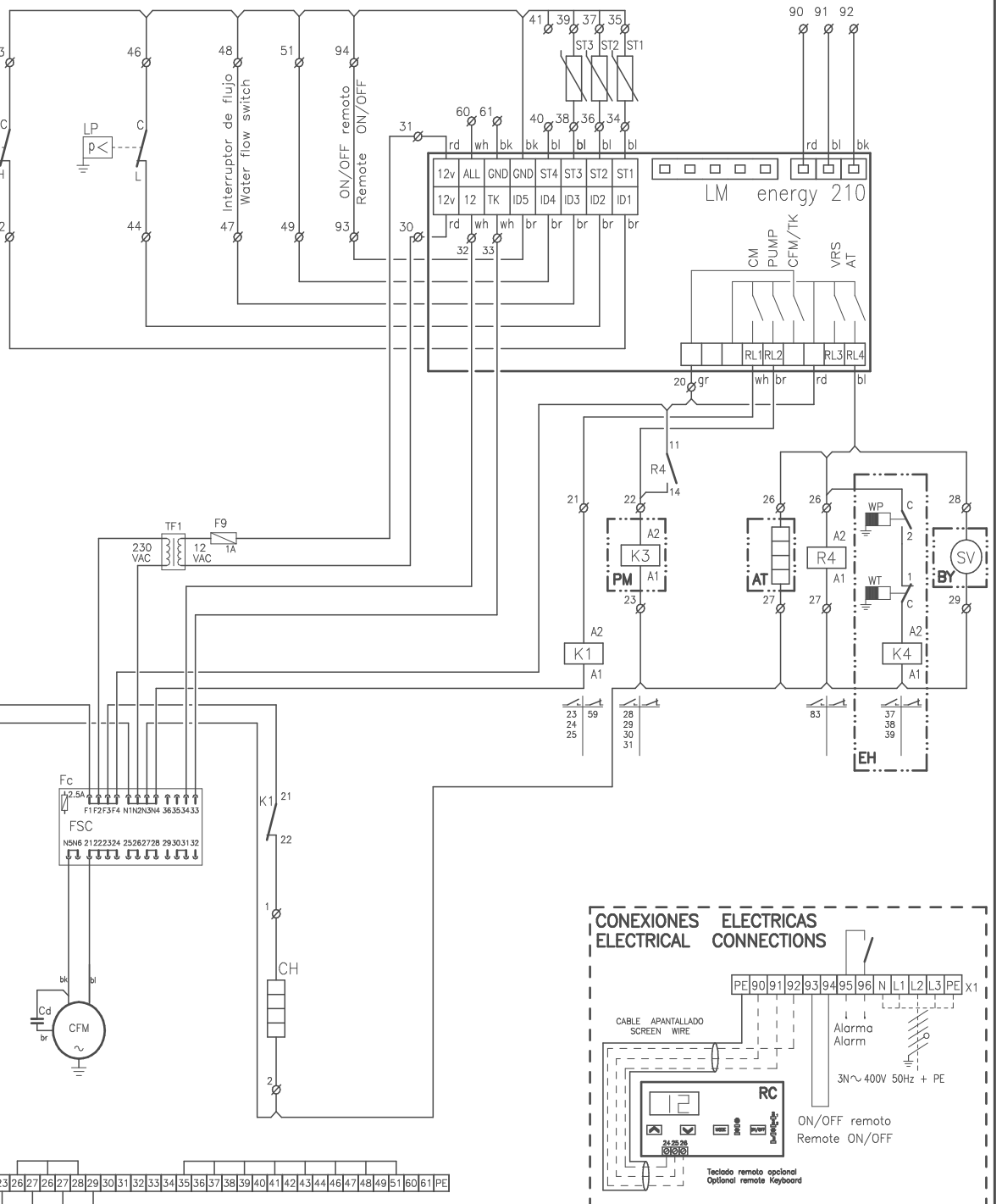
ELEMENTOS OPCIONALES
OPTIONAL ELEMENTS



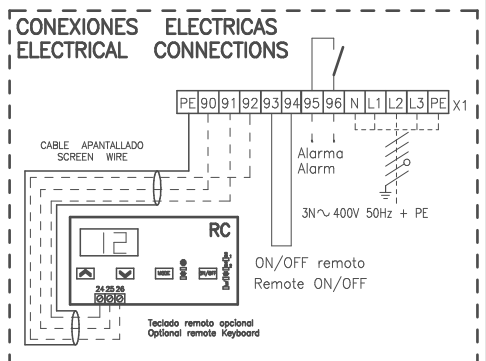
LEYENDA
LEGEND

- Cd Condensador / Compressor motor
- CM Motor compresor / Compressor Fan motor
- CFM Motor ventilador exterior / Crank cases heater
- CH Resistencia de carter / Compressor thermal protection
- F Protecci?n t?rmica / Fuses
- F1-4 Fusibles / Circuitbreaker
- F8 Magnetot?rmico / Secondary fuse
- F9-10 Fusible del secundario / FSC fuse
- Fc Fusible del FSC / Fan speed control
- FSC Control de condensaci?n / high pressure
- HP Presostato de alta / Compressor contactor
- K1 Contactor compresor / Water Pump Contactor
- K3 Contactor Bomba Agua / EH Contactor
- K4 Contactor EH / Logic modul
- LM M?dulo control / Presostato baja
- LP Presostato baja / Inlet water sensor
- ST1 Sonda entrada agua / Outlet water sensor
- ST2 Sonda salida agua / Piping sensor
- ST3 Sonda tuber?a / Solenoid valve
- SV V?lvula solenoide / Transformer
- TF1-2 Transformador / Alarm Relay
- R3 Rel? alarma / De-icing Relay
- R4 Rel? antihielo / Water temperature
- WT Temperatura de agua / Presi?n de agua
- WP Presi?n de agua / Antifreeze evap. heater
- AT Res. antihielo del evap. / Hot gas By-Pass
- BY By-Pass gas caliente / Elec. heater inertial tank
- EH Bat. el?c. tanque inercia / Water flow switch
- FS Interruptor de flujo / Main switch
- Q1 Interruptor general / Water pump motor
- PM Motor bomba agua / Control remoto
- RC Control remoto

- CODIGO DE COLORES / COLOUR CODE**
- | | | | | | |
|----|---------|--------|----|----------|--------|
| wh | blanco | white | bk | negro | black |
| gn | verde | green | bl | azul | blue |
| or | naranja | orange | br | marr?n | brown |
| rd | rojo | red | yl | amarillo | yellow |
| vi | violeta | violet | gr | gris | gray |



Fusibles	F1	F3
230/3/50	3 x 20A	1 x 6A
400/3/50	3 x 10A	1 x 6A



Elemento Opcional
Optional Element
A Realizar por el Instalador
To Wire by the Installer