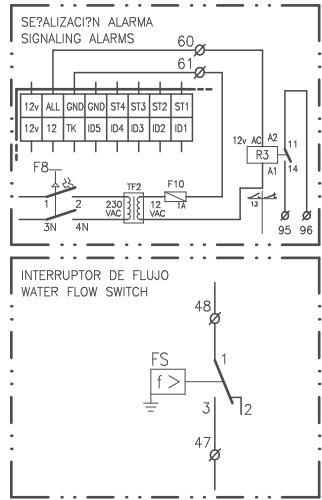


ELEMENTOS OPCIONALES
OPTIONAL ELEMENTS

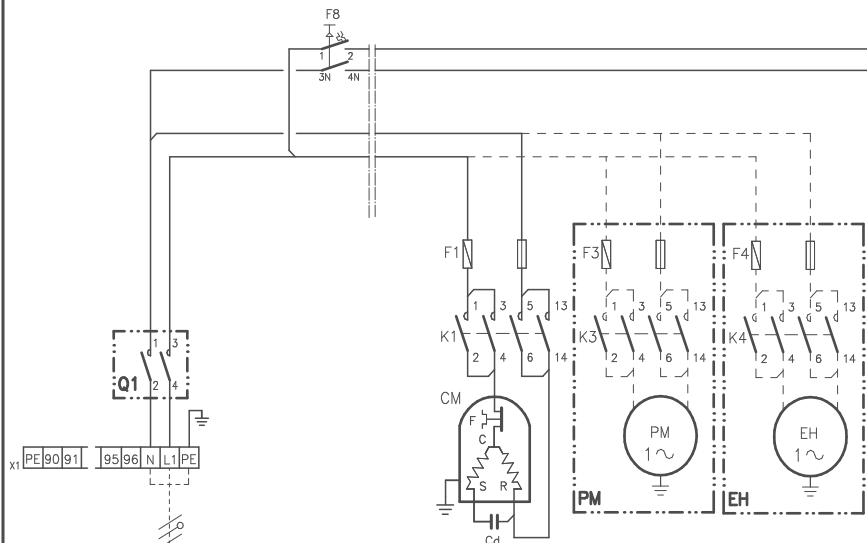


LEYENDA
LEGEND

- | | | |
|-------|---------------------------|-------------------------------|
| Cd | Condensador | Condenser |
| CM | Motor compresor | Compressor motor |
| CFM | Motor ventilador exterior | Compressor Fan motor |
| CH | Resistencia de carter | Crank cases heater |
| F | Protección térmica | Compressor thermal protection |
| F1-4 | Fusibles | Fuses |
| F8 | Magnetotérmico | Circuitbreaker |
| F9-10 | Fusible del secundario | Secondary fuse |
| Fc | Fusible del FSC | FSC fuse |
| FSC | Control de condensación | Fan speed control |
| HP | Presostato de alta | high pressure |
| K1 | Contacto compresor | Compressor contactor |
| K3 | Contacto Bomba Agua | Water Pump Contactor |
| K4 | Contacto EH | EH Contactor |
| LM | Módulo control | Logic modul |
| LP | Presostato baja | Low pressure |
| ST1 | Sonda entrada agua | Inlet water sensor |
| ST2 | Sonda salida agua | Outlet water sensor |
| ST3 | Sonda tubería | Piping sensor |
| SV | Válvula solenoide | Solenoid valve |
| TF1-2 | Transformador | Transformer |
| R3 | Relé alarma | Alarm Relay |
| R4 | Relé antihielo | De-icing Relay |
| WT | Temperatura de agua | Water temperature |
| WP | Presión de agua | Water pressure |

CODIGO DE COLORES / COLOUR CODE

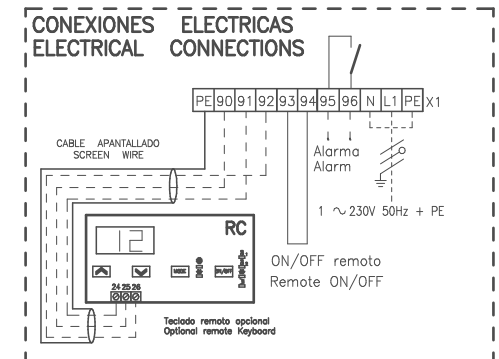
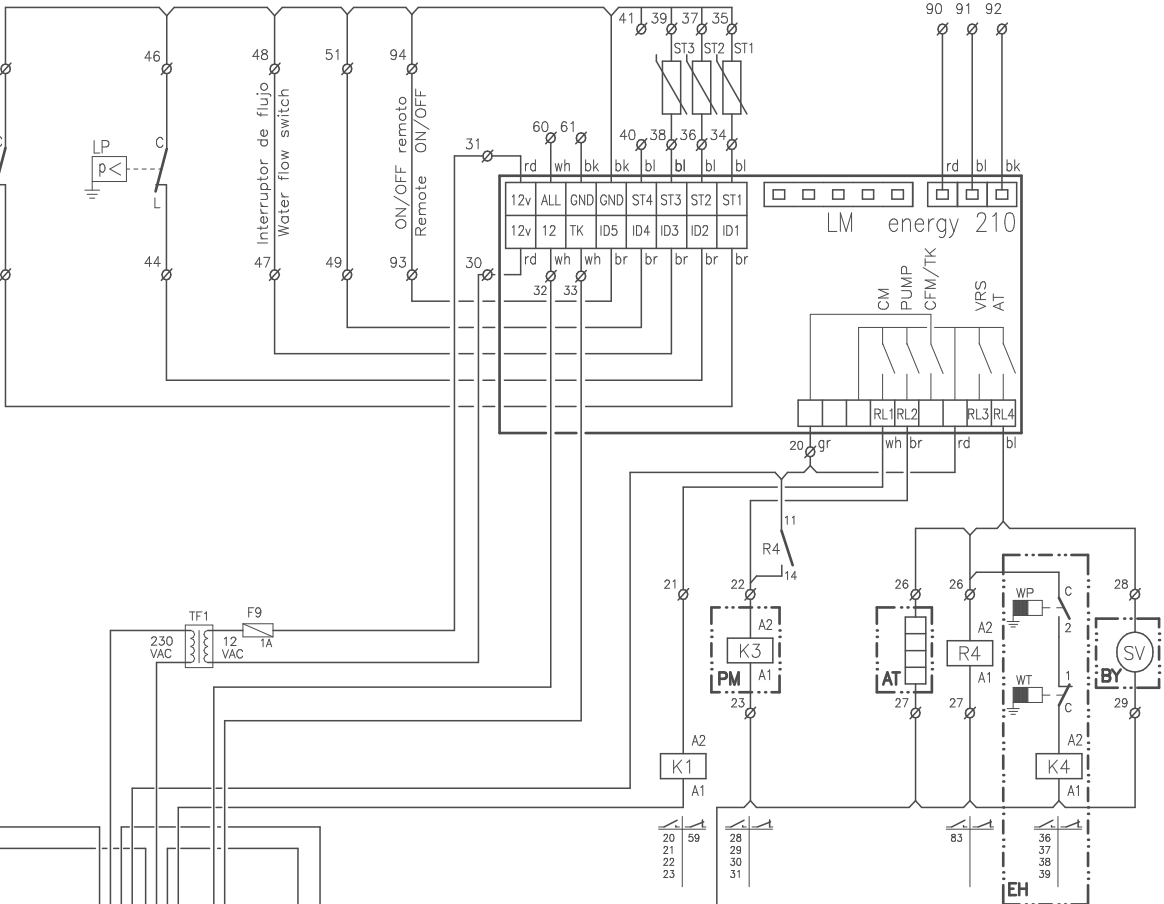

- | | | | | | |
|----|---------|--------|----|----------|--------|
| wh | blanco | white | bk | negro | black |
| gn | verde | green | bl | azul | blue |
| or | naranja | orange | br | rojo | red |
| rd | rojo | red | yl | amarillo | yellow |
| vi | violeta | violet | gr | gris | gray |



1 ~ 230V 50Hz + PE

Fusibles	F1	F3
Fuses size	1 x 32A	1 x 6A
230/1/50		

PUENTES
JUMPERS



Elemento Opcional
Optional Element
A Realizar por el Instalador
To Wire by the Installer

Lennox Refac S.A.

ESQUEMA ELECTRICO
ELECTRIC DIAGRAM

EAC 0091SK

3Z-33-507-210 25B

1 ~ 230V 50HZ + PE