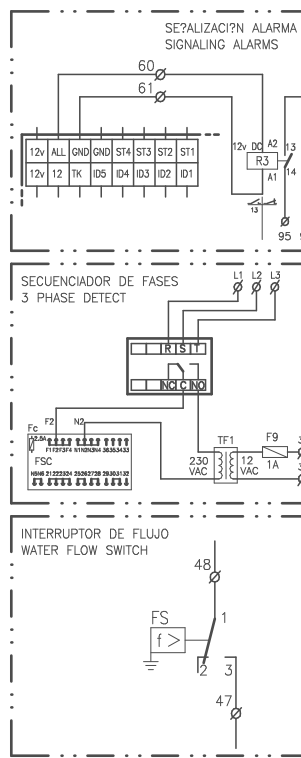


ELEMENTOS OPCIONALES  
OPTIONAL ELEMENTS



LEYENDA  
LEGEND

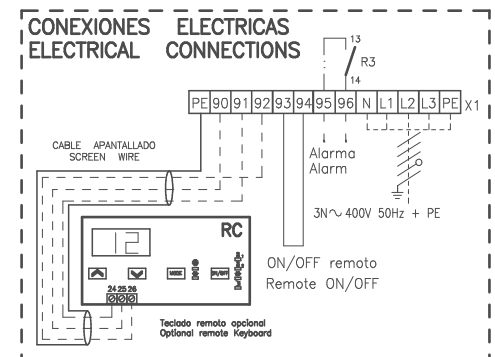
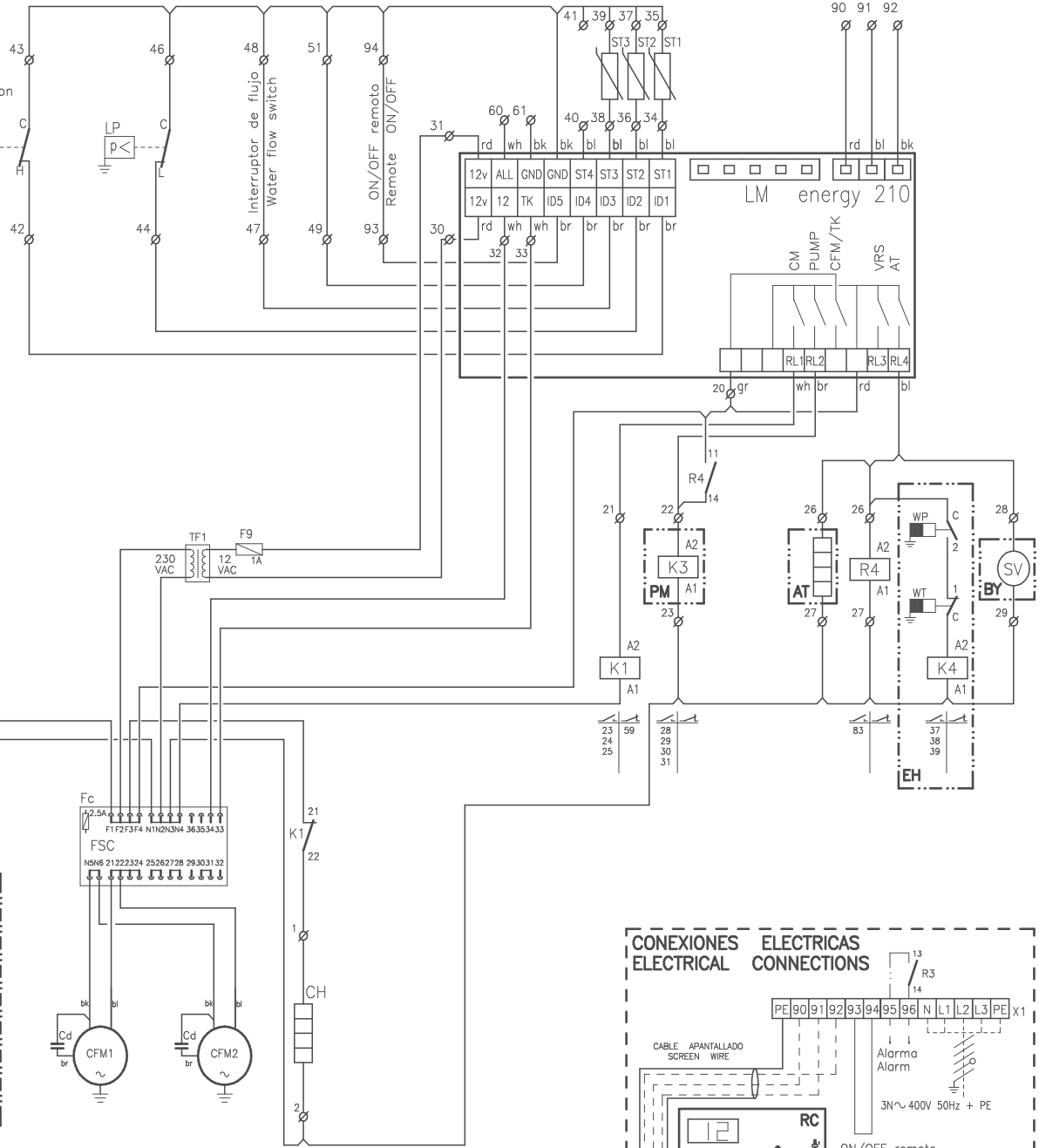
- |       |                           |                               |
|-------|---------------------------|-------------------------------|
| Cd    | Condensador               | Condenser                     |
| CM    | Motor compresor           | Compressor motor              |
| CFM   | Motor ventilador exterior | Compressor Fan motor          |
| CH    | Resistencia de carter     | Crank cases heater            |
| F     | Protección térmica        | Compressor thermal protection |
| F1-F4 | Fusibles                  | Fuses                         |
| F8    | Magnetotérmico            | Circuitbreaker                |
| F9    | Fusible del secundario    | Secondary fuse                |
| Fc    | Fusible del FSC           | FSC fuse                      |
| FSC   | Control de condensación   | Fan speed control             |
| HP    | Presostato de alta        | high pressure                 |
| K1    | Contacto compresor        | Compressor contactor          |
| K3    | Contacto Bomba Agua       | Water Pump Contactor          |
| K4    | Contacto EH               | EH Contactor                  |
| LM    | Módulo control            | Logic modul                   |
| LP    | Presostato baja           | Low pressure                  |
| ST1   | Sonda entrada agua        | Inlet water sensor            |
| ST2   | Sonda salida agua         | Outlet water sensor           |
| ST3   | Sonda tubería             | Piping sensor                 |
| SV    | Válvula solenoide         | Solenoid valve                |
| TF1   | Transformador             | Transformer                   |
| R3    | Relé alarma               | Alarm Relay                   |
| R4    | Relé antihielo            | De-icing Relay                |
| WT    | Temperatura de agua       | Water temperature             |
| WP    | Presión de agua           | Water pressure                |

CODIGO DE COLORES / COLOUR CODE

- |    |         |        |    |          |        |
|----|---------|--------|----|----------|--------|
| wh | blanco  | white  | bk | negro    | black  |
| gn | verde   | green  | bl | azul     | blue   |
| or | naranja | orange | br | marrón   | brown  |
| rd | rojo    | red    | yl | amarillo | yellow |
| vi | violeta | violet | gr | gris     | gray   |

Fusibles Fuses size	F1		F3
	0111	0151	
230/3/50	3 x 25A	3 x 25A	1 x 6A
400/3/50	3 x 16A	3 x 16A	1 x 6A

PUENTES  
JUMPERS



Elemento Opcional  
Optional Element  
A Realizar por el Instalador  
To Wire by the Installer

Lennox Refac S.A.

ESQUEMA ELECTRICO  
ELECTRIC DIAGRAM

EAC 0111 - 0151SK

3Z-33-508-211 15B  
3N 400V 50HZ + PE  
3 ~ 230V 50HZ + PE