

CHILLED WATER CASSETTES REMOTE CONTROL WIRING DIAGRAMS

CWC 020 - 030 - 040 - 050 / 2P <i>Drawing nr : 33 589 415</i>	2
CWC 020 - 030 - 040 - 050 / 4P <i>Drawing nr : 33 589 303</i>	3
CWC 070 - 090 / 2P <i>Drawing nr : 33 584 130</i>	4
CWC 070 - 090 / 2P <i>Drawing nr : 33 584 160</i>	4

Our company's products comply with European standards.

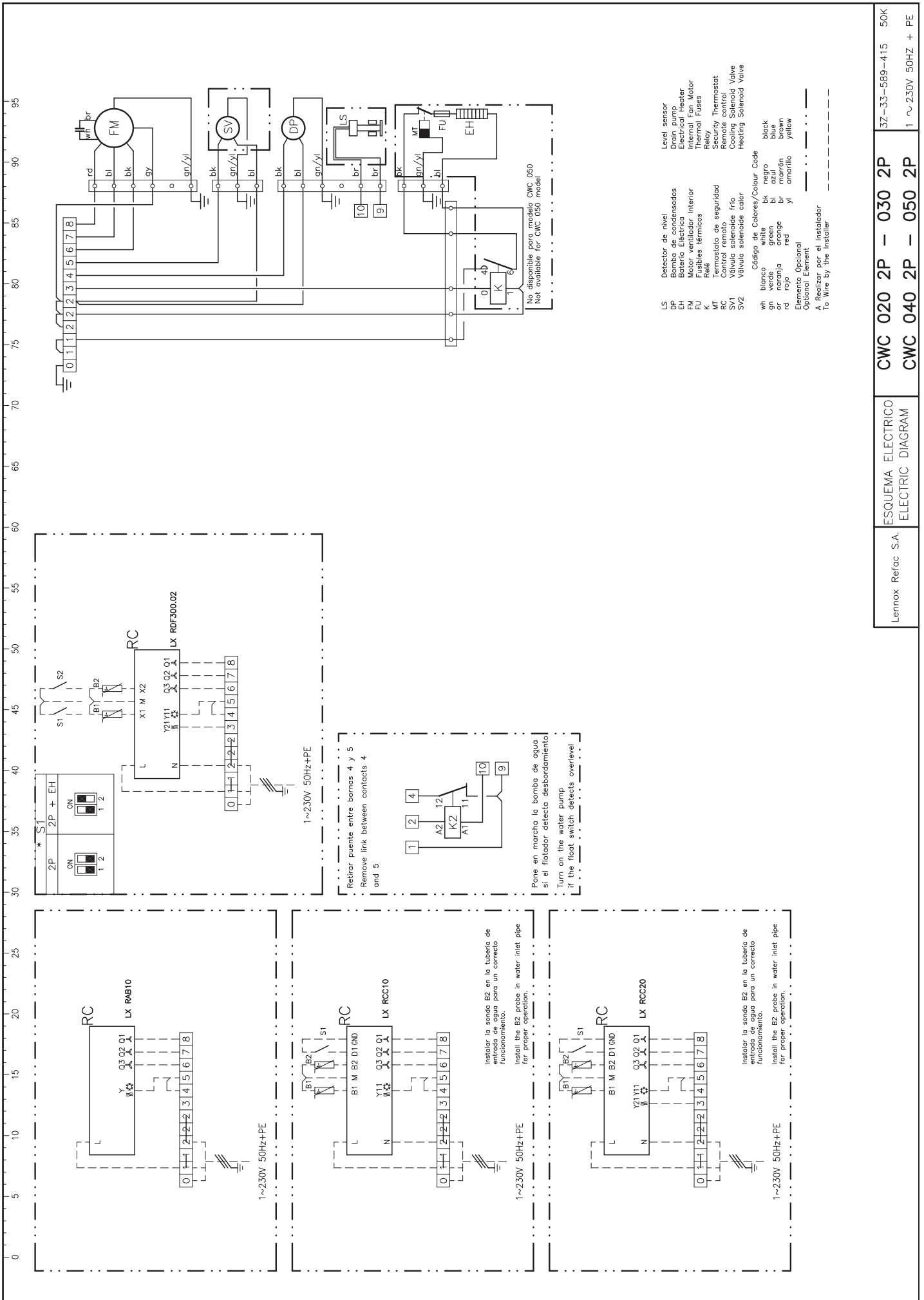


All the technical and technological information contained in this manual, including any drawing and technical descriptions provided by us, remain the property of Lennox and must not be utilised (except in the operation of this product), reproduced, issued to or made available to third parties without the prior written agreement of Lennox.

The specifications and technical characteristics in this booklet are given for information purposes. The manufacturer reserves the right to modify them without prior notice or obligation to modify in a similar manner, the equipments previously supplied.

CHILLED WATER CASSETTE 020 - 030 - 040 - 050 / 2P

Drawing nr : 33 589 415

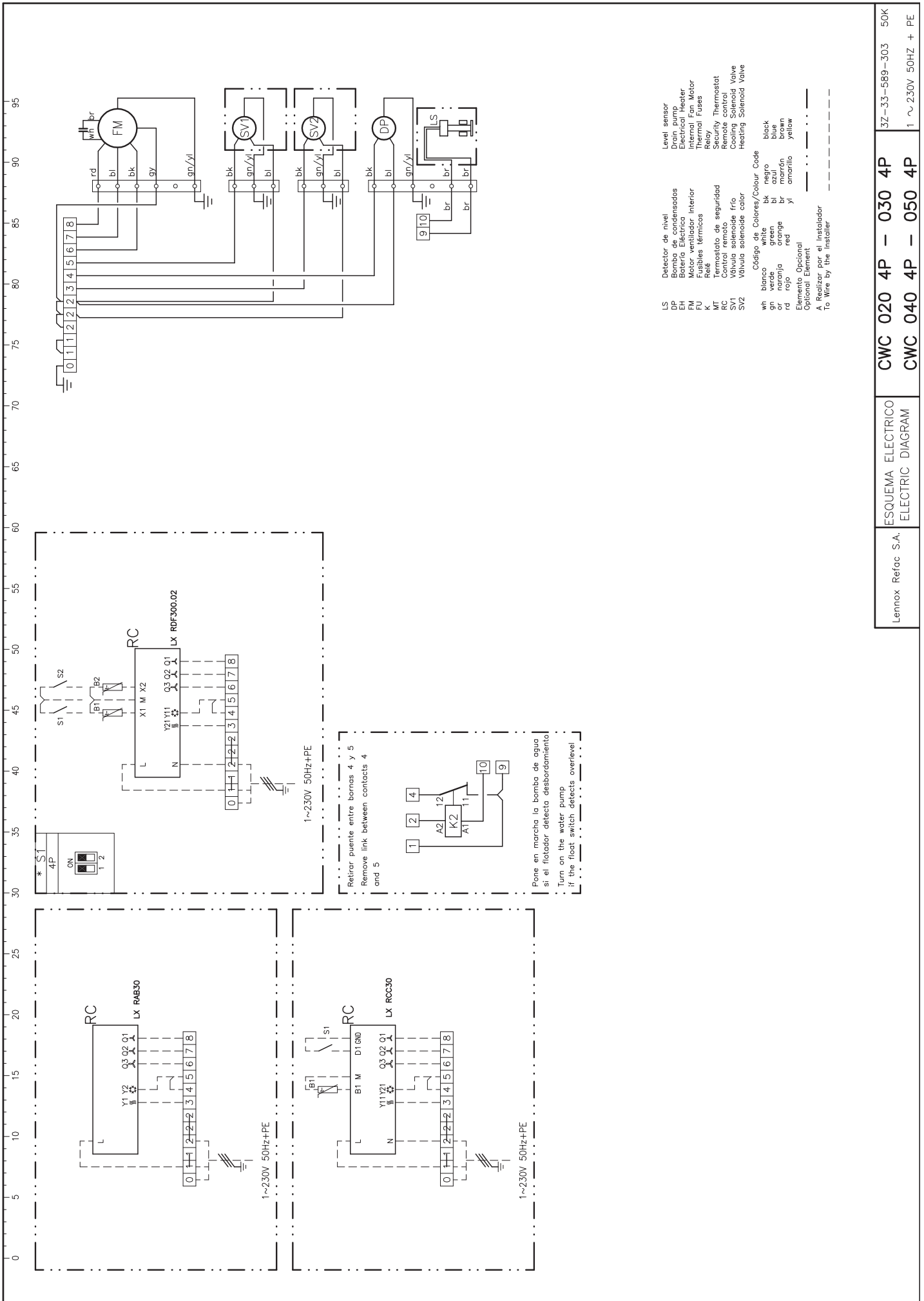


LS	Detector de nivel	Level sensor
DP	Bomba de condensados	Drain pump
SV	Supercondensador	Supercondensator
FM	Motor ventilador interior	Internal Fan Motor
FU	Fusibles térmicos	Thermal Fuses
K	Relé	Relay
MT	Termostato de seguridad	Security Thermostat
SV1	Control remoto	Remote control
SV2	Válvula solenoide frío	Cooling Solenoid Valve
	Válvula solenoide calor	Heating Solenoid Valve
	Código de Colores/Colour Code	
	wh blanco	black
	gn negro	green
	or verde	orange
	rd naranja	red
	br marrón	brn
	gy amarillo	yellow
	Elemento Opcional	
	Optional Element	
	A Realizar por el instalador	To be done by the installer
	To Wire by the installer	

Lennox Refac. S.A.	ESQUEMA ELECTRICO	CWC 020 2P - 030 2P	3Z-33-589-415	50K
	ELECTRIC DIAGRAM	CWC 040 2P - 050 2P	1 ~ 230V 50HZ + PE	

CHILLED WATER CASSETTE 020 - 030 - 040 - 050 / 4P

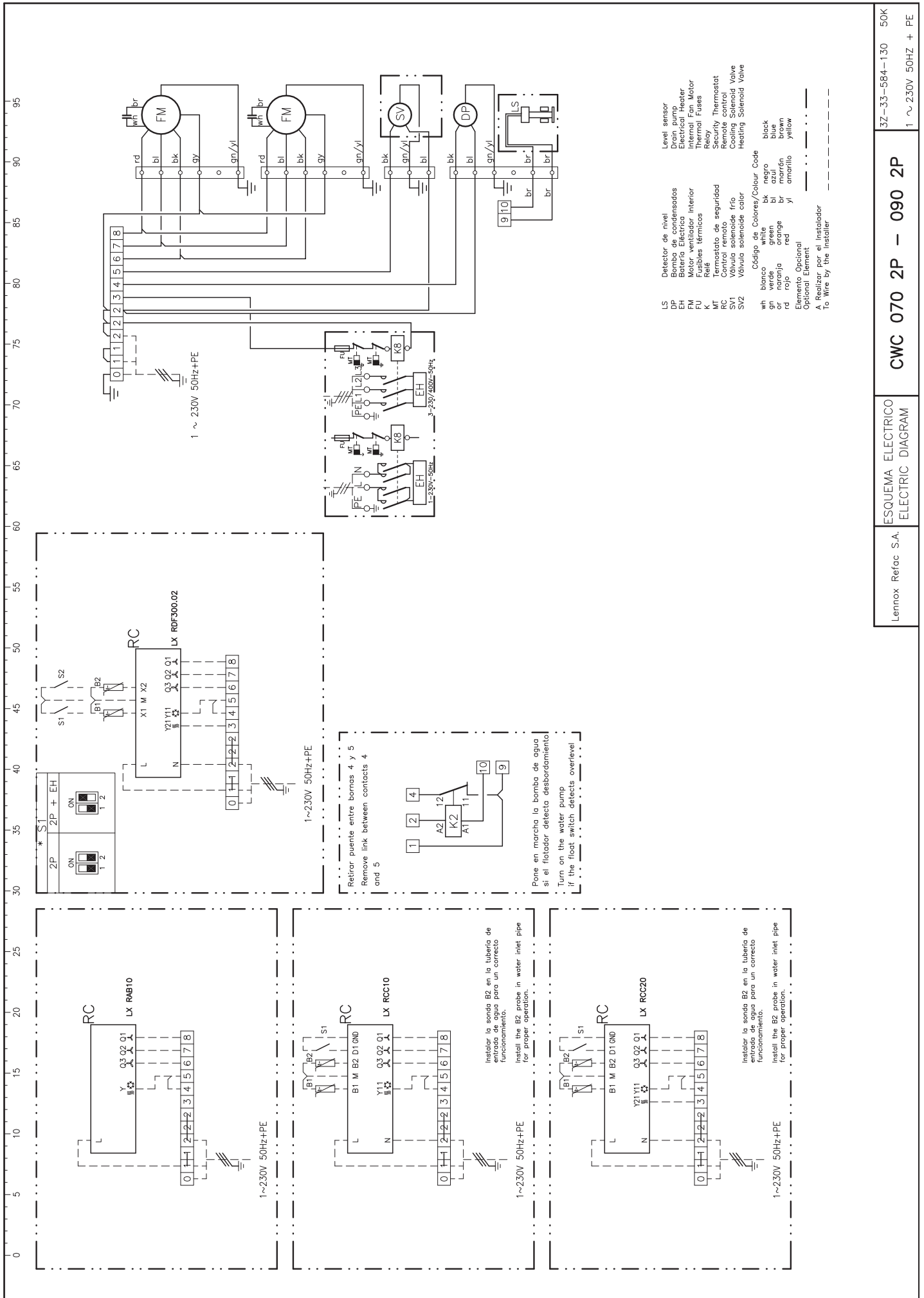
Drawing nr : 33 589 303



Lennox Refac S.A. ESQUEMA ELECTRICO / ELECTRIC DIAGRAM CWC 020 4P - 030 4P CWC 040 4P - 050 4P 3Z-33-589-303 50K 1 ~ 230V 50HZ + PE

CHILLED WATER CASSETTE 070 - 090 / 2P

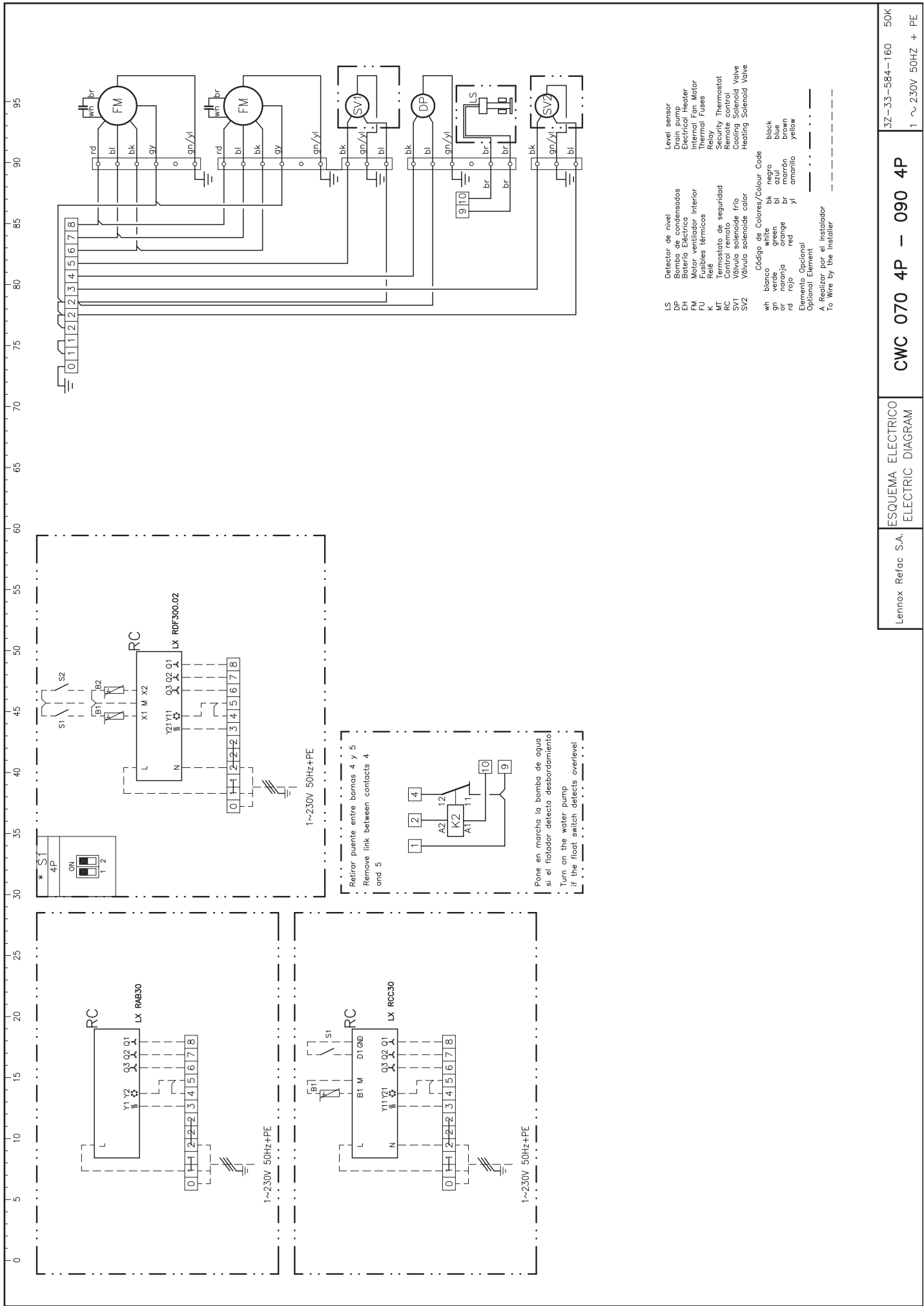
Drawing nr : 33 584 130



Lennox Refac. S.A. ESQUEMA ELECTRICO ELECTRIC DIAGRAM CWC 070 2P - 090 2P 3Z-33-584-130 50K 1 ~ 230V 50HZ + PE

CHILLED WATER CASSETTE 070 - 090 / 4P

Drawing nr : 33 584 415



Lennox Refac S.A. **CWC 070 4P - 090 4P** ESQUEMA ELECTRICO / ELECTRIC DIAGRAM 3Z-33-584-160 50K 1 ~ 230V 50HZ + PE



● **Direct Sales Offices:**

BELGIUM AND LUXEMBOURG

☎ + 32.3.633.3045

✉ info.be@lennox europe.com

FRANCE

☎ +33 1 64 76 23 23

✉ info.fr@lennox europe.com

GERMANY

☎ + 49 (0) 69 42 09 790

✉ info.de@lennox europe.com

NETHERLANDS

☎ + 31.332.471.800

✉ info.nl@lennox europe.com

POLAND

☎ +48 22 58 48 610

✉ info.pl@lennox europe.com

PORTUGAL

☎ +351 229 066 050

✉ info.pt@lennox europe.com

RUSSIA

☎ +7 495 626 56 53

✉ info.ru@lennox europe.com

SLOVAKIA

☎ +421 2 58 31 83 12

✉ info.sk@lennox europe.com

SPAIN

☎ +34 91 450 18 10

✉ info.sp@lennox europe.com

UKRAINE

☎ +380 44 461 87 79

✉ info.ua@lennox europe.com

UNITED KINGDOM AND IRELAND

☎ +44 1604 669 100

✉ info.uk@lennox europe.com

● **Distributors and Agents**

Algeria, Austria, Belarus, Botswana, Bulgaria, Cyprus, Czech Republic, Denmark, Estonia, Finland, Georgia, Greece, Hungary, Israel, Italy, Kazakhstan, Latvia, Lebanon, Lithuania, Morocco, Near East, Norway, Romania, Serbia, Slovenia, Sweden, Switzerland, Tunisia, Turkey

LENNOX DISTRIBUTION

☎ +33.4.72.23.20.00

✉ info.dist@lennox europe.com



Remote control wiring diagrams •
Cassette/0110

Due to Lennox's ongoing commitment to quality, the Specifications, Ratings and Dimensions are subject to change without notice and without incurring liability. Improper installation, adjustment, alteration, service or maintenance can cause property damage or personal injury. Installation and service must be performed by a qualified installer and servicing agency