



**CARATTERISTICHE ELETTRICHE
ELECTRIC CHARACTERISTIC**

SERIE **DHAU/DC060...190.....pC01**
 MODEL **060-190
400V+N**
ELECTRIC CHARACTERISTIC

Revisione	Foglio	Oggetto	Data	Responsabile
A	1	ADD. E/V FOR HOT GAS MOD.	02/12/2004	POILDO
B	1	REVISIONE GENERALE	10/03/2005	POILDO
C	1	AGG. SOL. LIQ-VALVOIA MOD.HOT GAS 0-10V	29/08/2005	POILDO

REV.	MODIFICATIONS	DATE	SIGN.	APPR. M.M.	REPLACE	REPLACE	ORIGIN.	ELECTRIC CHARACTERISTIC																																										
								P totale [kW]	I nominale [A]	I massima [A]	I spunto [A]																																							
F+U								<table border="1"> <thead> <tr> <th>P totale [kW]</th> <th>I nominale [A]</th> <th>I massima [A]</th> <th>I spunto [A]</th> </tr> </thead> <tbody> <tr><td>0600X</td><td>1,68</td><td>3,2</td><td>6,7</td><td>24</td></tr> <tr><td>0800X</td><td>2,00</td><td>3,7</td><td>7,9</td><td>28</td></tr> <tr><td>1000X</td><td>2,40</td><td>4,3</td><td>9,3</td><td>32</td></tr> <tr><td>1300X</td><td>3,4</td><td>6,3</td><td>13,5</td><td>46</td></tr> <tr><td>1600X</td><td>3,97</td><td>7,4</td><td>15,9</td><td>50</td></tr> <tr><td>1900X</td><td>5,13</td><td>9,8</td><td>21,2</td><td>65,5</td></tr> <tr><td>1900X</td><td>5,78</td><td>10,5</td><td>22,9</td><td>74</td></tr> </tbody> </table>				P totale [kW]	I nominale [A]	I massima [A]	I spunto [A]	0600X	1,68	3,2	6,7	24	0800X	2,00	3,7	7,9	28	1000X	2,40	4,3	9,3	32	1300X	3,4	6,3	13,5	46	1600X	3,97	7,4	15,9	50	1900X	5,13	9,8	21,2	65,5	1900X	5,78	10,5	22,9	74
P totale [kW]	I nominale [A]	I massima [A]	I spunto [A]																																															
0600X	1,68	3,2	6,7	24																																														
0800X	2,00	3,7	7,9	28																																														
1000X	2,40	4,3	9,3	32																																														
1300X	3,4	6,3	13,5	46																																														
1600X	3,97	7,4	15,9	50																																														
1900X	5,13	9,8	21,2	65,5																																														
1900X	5,78	10,5	22,9	74																																														
F+C								<table border="1"> <thead> <tr> <th>P totale [kW]</th> <th>I nominale [A]</th> <th>I massima [A]</th> <th>I spunto [A]</th> </tr> </thead> <tbody> <tr><td>0600X</td><td>4,1</td><td>8,4</td><td>10,9</td><td>24,0</td></tr> <tr><td>0800X</td><td>4,6</td><td>9,4</td><td>11,8</td><td>32,0</td></tr> <tr><td>1000X</td><td>5,2</td><td>10,3</td><td>13,5</td><td>40,0</td></tr> <tr><td>1300X</td><td>7,4</td><td>14,3</td><td>19,6</td><td>50,0</td></tr> <tr><td>1600X</td><td>8,2</td><td>16,2</td><td>20,2</td><td>65,5</td></tr> <tr><td>1900X</td><td>7,4</td><td>16,7</td><td>28,1</td><td>74,0</td></tr> <tr><td>1900X</td><td>8,0</td><td>17,4</td><td>27,7</td><td>74,0</td></tr> </tbody> </table>				P totale [kW]	I nominale [A]	I massima [A]	I spunto [A]	0600X	4,1	8,4	10,9	24,0	0800X	4,6	9,4	11,8	32,0	1000X	5,2	10,3	13,5	40,0	1300X	7,4	14,3	19,6	50,0	1600X	8,2	16,2	20,2	65,5	1900X	7,4	16,7	28,1	74,0	1900X	8,0	17,4	27,7	74,0
P totale [kW]	I nominale [A]	I massima [A]	I spunto [A]																																															
0600X	4,1	8,4	10,9	24,0																																														
0800X	4,6	9,4	11,8	32,0																																														
1000X	5,2	10,3	13,5	40,0																																														
1300X	7,4	14,3	19,6	50,0																																														
1600X	8,2	16,2	20,2	65,5																																														
1900X	7,4	16,7	28,1	74,0																																														
1900X	8,0	17,4	27,7	74,0																																														
F+C+U								<table border="1"> <thead> <tr> <th>P totale [kW]</th> <th>I nominale [A]</th> <th>I massima [A]</th> <th>I spunto [A]</th> </tr> </thead> <tbody> <tr><td>0600X</td><td>3,0</td><td>13,9</td><td>16,4</td><td>32,0</td></tr> <tr><td>0800X</td><td>4,3</td><td>14,9</td><td>17,3</td><td>32,0</td></tr> <tr><td>1000X</td><td>7,0</td><td>26,7</td><td>30,0</td><td>40,0</td></tr> <tr><td>1300X</td><td>7,4</td><td>27,3</td><td>31,4</td><td>46,0</td></tr> <tr><td>1600X</td><td>8,0</td><td>28,4</td><td>36,0</td><td>50,0</td></tr> <tr><td>1900X</td><td>9,8</td><td>31,6</td><td>41,9</td><td>74,0</td></tr> <tr><td>1900X</td><td>9,8</td><td>31,6</td><td>41,9</td><td>74,0</td></tr> </tbody> </table>				P totale [kW]	I nominale [A]	I massima [A]	I spunto [A]	0600X	3,0	13,9	16,4	32,0	0800X	4,3	14,9	17,3	32,0	1000X	7,0	26,7	30,0	40,0	1300X	7,4	27,3	31,4	46,0	1600X	8,0	28,4	36,0	50,0	1900X	9,8	31,6	41,9	74,0	1900X	9,8	31,6	41,9	74,0
P totale [kW]	I nominale [A]	I massima [A]	I spunto [A]																																															
0600X	3,0	13,9	16,4	32,0																																														
0800X	4,3	14,9	17,3	32,0																																														
1000X	7,0	26,7	30,0	40,0																																														
1300X	7,4	27,3	31,4	46,0																																														
1600X	8,0	28,4	36,0	50,0																																														
1900X	9,8	31,6	41,9	74,0																																														
1900X	9,8	31,6	41,9	74,0																																														
F-C+U								<table border="1"> <thead> <tr> <th>P totale [kW]</th> <th>I nominale [A]</th> <th>I massima [A]</th> <th>I spunto [A]</th> </tr> </thead> <tbody> <tr><td>0600X</td><td>6,1</td><td>17,1</td><td>19,6</td><td>24,0</td></tr> <tr><td>0800X</td><td>6,6</td><td>18,1</td><td>20,5</td><td>32,0</td></tr> <tr><td>1000X</td><td>9,2</td><td>29,9</td><td>33,2</td><td>40,0</td></tr> <tr><td>1300X</td><td>9,7</td><td>30,3</td><td>34,6</td><td>46,0</td></tr> <tr><td>1600X</td><td>10,2</td><td>31,0</td><td>37,6</td><td>50,0</td></tr> <tr><td>1900X</td><td>11,4</td><td>34,1</td><td>43,3</td><td>65,5</td></tr> <tr><td>1900X</td><td>12,0</td><td>34,8</td><td>43,1</td><td>74,0</td></tr> </tbody> </table>				P totale [kW]	I nominale [A]	I massima [A]	I spunto [A]	0600X	6,1	17,1	19,6	24,0	0800X	6,6	18,1	20,5	32,0	1000X	9,2	29,9	33,2	40,0	1300X	9,7	30,3	34,6	46,0	1600X	10,2	31,0	37,6	50,0	1900X	11,4	34,1	43,3	65,5	1900X	12,0	34,8	43,1	74,0
P totale [kW]	I nominale [A]	I massima [A]	I spunto [A]																																															
0600X	6,1	17,1	19,6	24,0																																														
0800X	6,6	18,1	20,5	32,0																																														
1000X	9,2	29,9	33,2	40,0																																														
1300X	9,7	30,3	34,6	46,0																																														
1600X	10,2	31,0	37,6	50,0																																														
1900X	11,4	34,1	43,3	65,5																																														
1900X	12,0	34,8	43,1	74,0																																														

VERS.
 "F" = SOLI FREDDO-DNL Y COOLING
 "F+C" = FREDDO/CALDO-DNL Y COOLING/HEATING
 "F+U" = FREDDO/UMIDITA'-COOLING/HUMIDITY
 "F+C+U" = FREDDO/CALDO/UMIDITA'- COOLING/HEATING/HUMIDITY

A	ADD. E/V FOR HOT GAS MOD.	02/12/2004	POILDO	DATE	29/08/2005	REPLACE	REPLACE	ORIGIN.	HF520C0220	SHEET 1 OF 25
B	REVISIONE GENERALE	10/03/2005	POILDO	CHECK/POILDO						CONTINUE 2
C	AGG. SOL. LIQ-VALVOIA MOD.HOT GAS	29/08/2005	POILDO	APPR. M.M.						

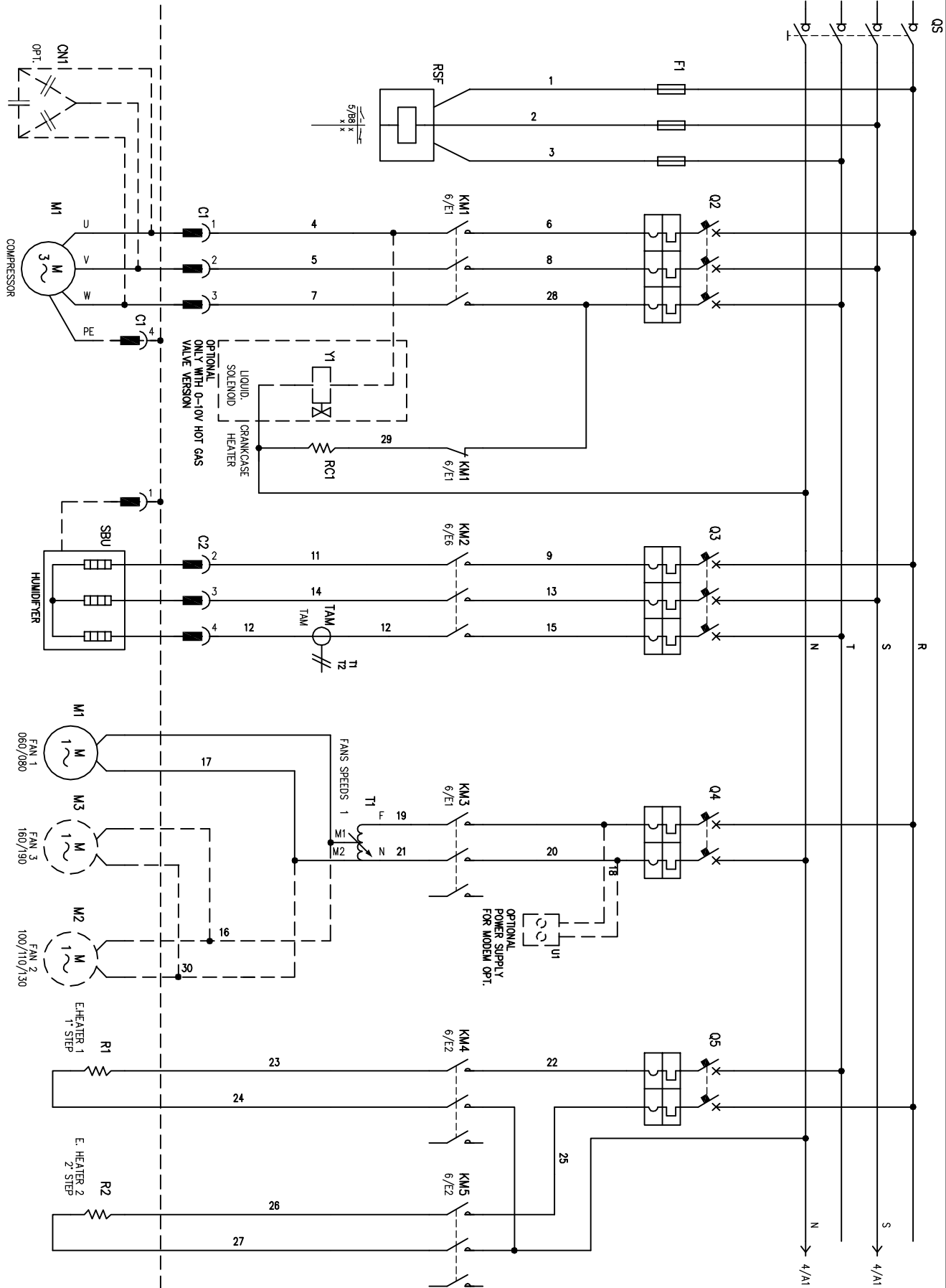


1	2	3	4	5	6	7	8
DESCRIPTIONS	NOTE	DESCRIPTIONS	NOTE	DESCRIPTIONS	NOTE	DESCRIPTIONS	NOTE
AP1	PRESSOSTATO DI ALTA PRESSIONE P-STATT PRESSOSTAT HAUTE PRESSION DRUCKSCHALTER HOCHDRUCK PRESSOSTATO DE ALTA	RSF	RELE' SEQUENZA FASE PHASE SEQUENCE CONTROL RELAY RELE' SEQUENCIA FASES STEUERELIAS TIERP PHASEFOLGE RELE' CONTROL SECURIDAD FASES	01	INTER. RSF SWITCH RSF INTER. AUTOMATISCHER RSF INTER. RSF		
KA3	RELE' ALTA PRESSIONE RELAIS HAUTE PRESSION RELAIS HOCHDRUCK RELE DE ALTA	SR1	SERRANDA DAMP- RESISTRE MOTORISANTE COM-PUERTA	02	INTER. COMPRESSORI SWITCH COMPRESSORS INTER. AUTOMATISCHER KOMP. INTER. COMP.		
KM1	CONTATTORI COMPRESSORE COMPRESSOR CONTACTORS CONTACTEUR COMPRESSEUR SCHUTZ VENDORCHER CONTACTOR DEL MOTOVENTILADOR	FS1	PRESSOSTATO FLUSSO ARIA AIR FLOW PRESSURE SWITCH DE FILTRE PRESSOST. DENOVASSMENT DE FILTRE DRUCKSCHALTER NIEDERDRUCK PRESSOSTATO DE BAJA	04	INTER. UMDIFFICATORE SWITCH HUMIDIFER INTER. HUMIDIFG. AUTOMATISCHER BEFEUCHTER INTER. HUMIDIF.		
KM3	CONDENSATORE UMDIFFICATORE COND. HUMIDIFICATEUR BEFEUCHTER VERSORGUNG COND. HUMIDIFICADOR	TP1	TERMOSTATO SICUREZZA RISCALDAMENTO HEATING SAFETY THERMOSTAT THERMOSTAT DE SECURITE' CHAUFFAGE THERMOSTATE ELEKTROHEIZUNG TERMOSTATO DE SEGURIDAD DE LAS RESISTENCIAS	05	INTER. VENTILATORI SWITCH FANS INTER. VENT. AUTOMATISCHER VENT. INTER. VENT.		
KM4	CONTATTORI MOTOVENTILATORE FAN MOTOR CONTACTOR CONTACTEUR VENTILATEUR VENTILATOR SCHUTZ CONTACTOR DEL MOTOVENTILADOR	P1	PRESSIONE CONDENSANZIONE CONDENSING PRESSION SENSOR SONDE DU PRESSION DE CONDENSATION CONDENSATIONSSENSOR-FUEHLER SONDA PRESSION CONDENSACION	06	INTER. RISCALDAMENTO ELETTRICO SWITCH E. HEATERS INTER. CHAUFFAGE ELET. AUTOMATISCHER ELFTR.HAIZUNG INTER. RES.		
KM6	RISCALDAMENTO ELETTRICO EL. HEATERS CHAUFFAGE ELECTRIQUE ELETR. HAIZUNG RESISTENCIAS ELÉTRICAS	SA	TEMPERATURA AMBIENTE INTERNO SHELTER INTERNAL AIR TEMPERATURE SENSOR SONDE TEMPERATURE D'AIR INTERIEUR AUSSENER LUFTTEMP.-FILTER SONDA DE TEMPERATURA DE LA DESCARGA DE AIRE	07	INTER. VENTILATORI COND. SWITCH COND. FANS INTER. COND. VENT. AUTOMATISCHER VENT. INTER. VENT. COND.		
C1	COMPRESSORE COMPRESSOR COMPRESSEUR COMPRESSOR COMPRESOR	SM	TEMPERATURA ARIA IN MANDATA DISCHARGE AIR TEMPERATURE SONDE DE TEMPERATURE ZULUFTTEMPERATUR TEMP. DE LA DESCARGA DE AIRE	RC1	RESISTENZE CARTER CRANKCASE HEATERS RESISTANCE DE CARTER KUBELWANNENHEIZUNG RESISTENCIAS DE CARTER		
TR	TRASFORMATORE TRANSFORMER TRANSFORMATEUR TRANSFORMADOR TRANSFORMADOR	SE	TEMPERATURA ARIA ESTERNA OUTDOOR AIR SENSOR SONDE AIR EXTERNE AUSSENLUFTEMPERATUR SONDA DE AIRE EXTERNA	Y1	SOLENOID LIQUIDO LIQUID SOLENOID VALVE ELECTROVANNE LIQ MAGNETVENTIL-KAELTEMITTEL ELECTROVALVULA REFRIG.		
OS	INTERUTTORE GENERALE MAIN SWITCH INTERUPTEUR GENERAL HAUPTSCHALTER INTERRUPTOR GENERAL	BP1	PRESSOSTATO DI BASSA PRESSIONE P-STATT PRESSOSTAT BASSE PRESSION DRUCKSCHALTER NIEDERDRUCK PRESSOSTATO DE BAJA	TP3	TERMINCHE VENTILATORI		
M1	MOTOVENTILATORE EVAPORANTE EVAPORANT MOTOR EVAPORATEUR EVAPORADOR	K1	REGOLATORE DI VELOCITA' SPEED CONTROLLER REGULATEUR DE VITESSE VENTILATOR/DREHZHALTERELER REGULADOR VELOCIDAD	TP4	TERMINCHE VENTILATORI		
M2	MOTOVENTILATORE EVAPORANTE EVAPORANT MOTOR EVAPORATEUR EVAPORADOR	FS2	PRESSOSTATO FILTRI SPOPHI CLOSED FILTER PRESSURE SWITCH PRESSOSTAT DENOVASSMENT DE FILTRE DRUCKSCHALTER FILTERNENNSCHWIMMUNG PRESSOSTATO FILTROS SUCIOS	TP5	TERMINCHE VENTILATORI		
M3	MOTOVENTILADOR EVAPORADORA	R1	RISCALDAMENTO ELETTRICO EL. HEATERS CHAUFFAGE ELECTRIQUE ELETR. HAIZUNG RESISTENCIAS ELÉTRICAS	Y4	CARGO ACQUA UMID. HUMIDIFIER FEED VALVE ELECTROVANNE D'ALIM. DE HUMID. BEFEUCHTER VERSORGUNG VALVULA ALIM. HUMIDIF.		
M4	COND. DI RIFASAMENTO POWER FACT CORRECTION COND. CORRECT. COS. PHI KOND. KORR. COS. PHI COND. DE COMP. DE FASES	R2		SU	SONDA UMIDITA' HUMIDITY PROBE HYBRIDMETRE FUEHLER LUFTFEUCHTHEITMESSUNG SONDE DE HUMEDAD		

REV.	MODIFICATIONS	DATE	SIGN.	APPR. M.M.	REPLACE	REPLACE	ORIGIN:	HF620C0220	SHEET	2 OF 25
1		2		3					CONTINUE	3

LENNOX

LIMITE DI FORNITURA
 LIMIT OF EQUIPMENT
 LIMITE D'EQUIPEMENT
 LIEFERUNGRENZE
 LIMITE DE SUMINISTRO



REV.	MODIFICATIONS	DATE	SIGN.	REPLACE	REPLACE	ORIGIN:	HF620C0220	SHEET	3 OF 25
1								CONTINUE	4
2									
3		29/08/2005							
4									
5									
6									
7									
8									



M1
 FAN 1
 060/080

M3
 FAN 3
 160/190

M2
 FAN 2
 100/110/130

R1
 E. HEATER 1
 1 STEP

R2
 E. HEATER 2
 2 STEP

OPTIONAL
 POWER SUPPLY
 FOR MODEM OPT.

OPTIONAL
 ONLY WITH 0-10V HOT GAS
 VALVE VERSION

LIQUID
 SOLENOID
 CRANKCASE
 HEATER

COMPRESSOR

CN1
 OPT.

M1

3

PE

SBU

HUMIDIFIER

M1

1

M3

1

M2

1

R1

1

R2

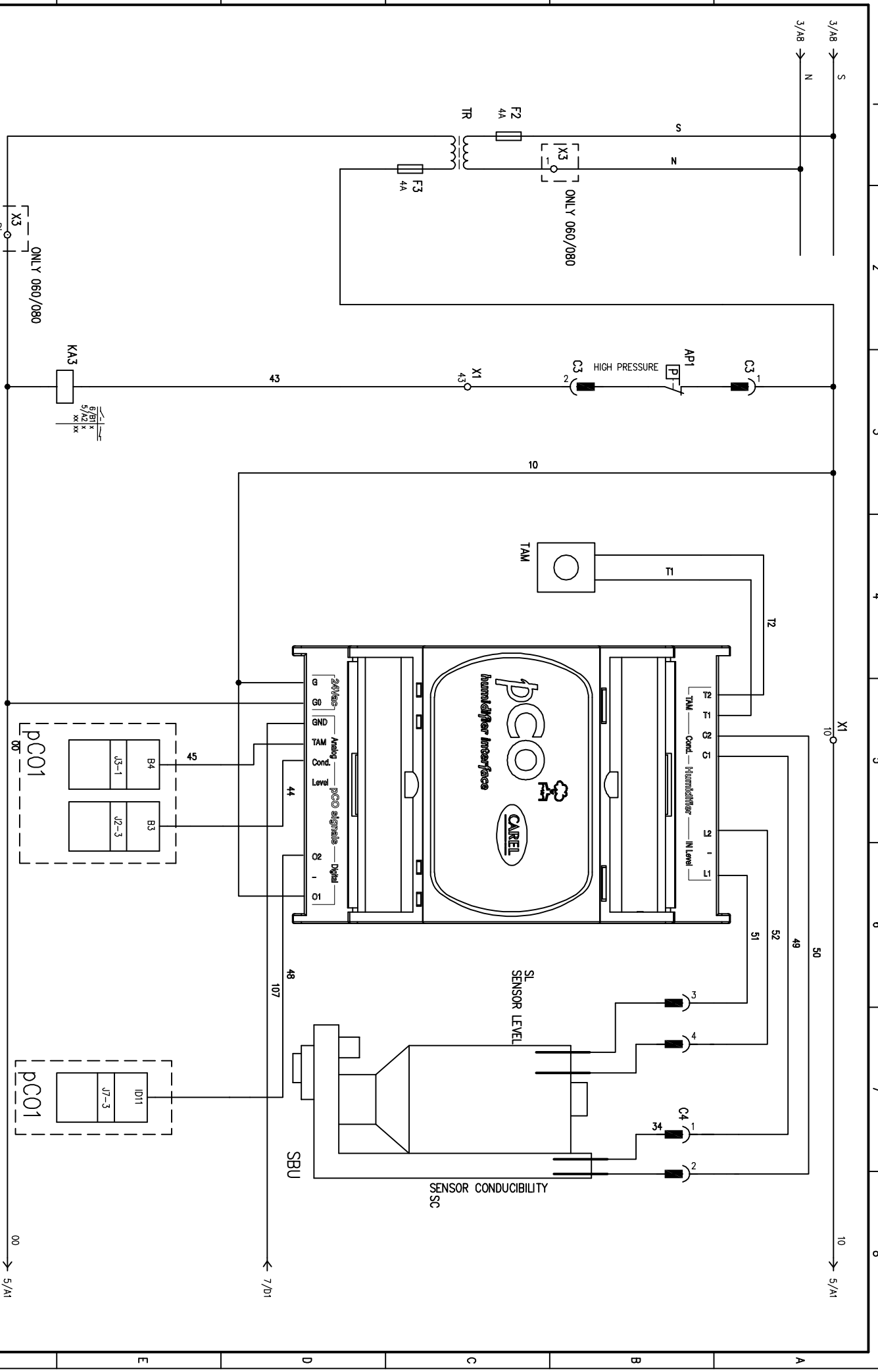
2

1

2

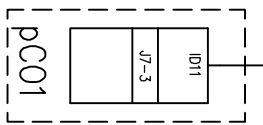
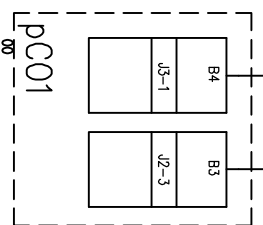
1

2



REV.	MODIFICATIONS	DATE	SIGN.	APPR.	M.M.	REPLACE	REPLACE	ORIGIN:	HF620C0220	SHEET	4 OF 25
1										CONTINUE	5
2											
3		29/08/2005									

ONLY 060/080



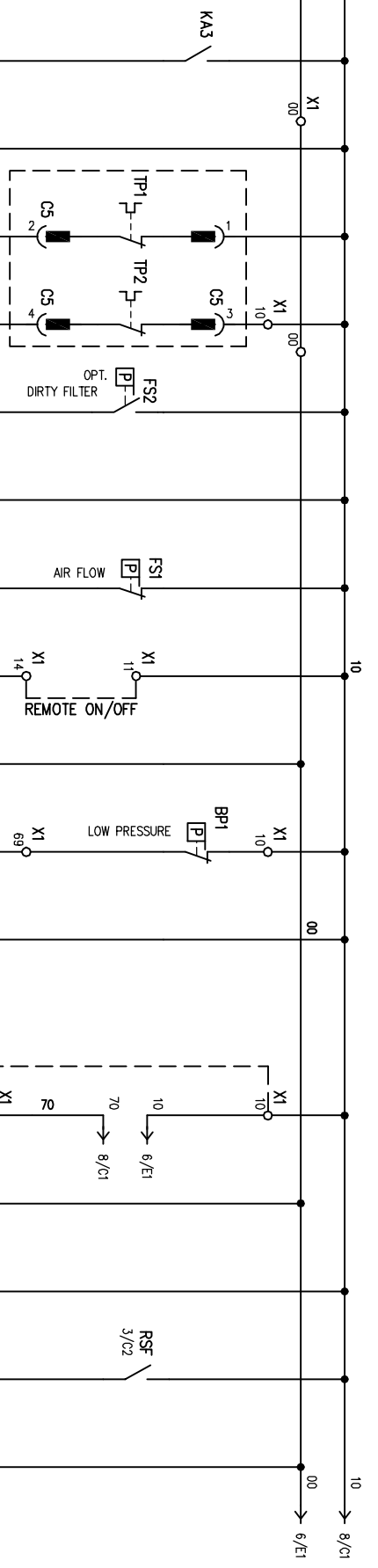
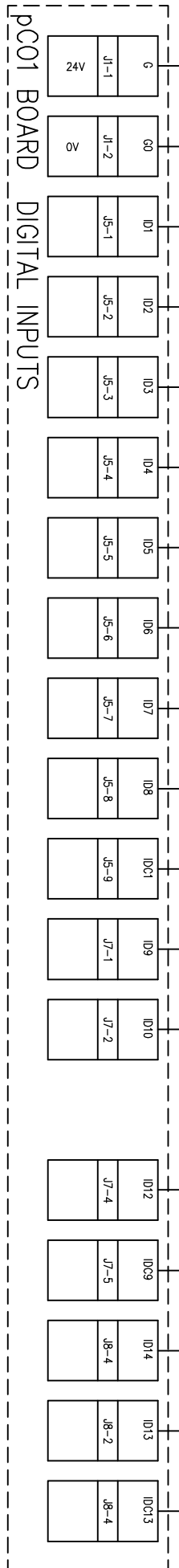
00 → 5/A1

10 → 5/A1

7/D1



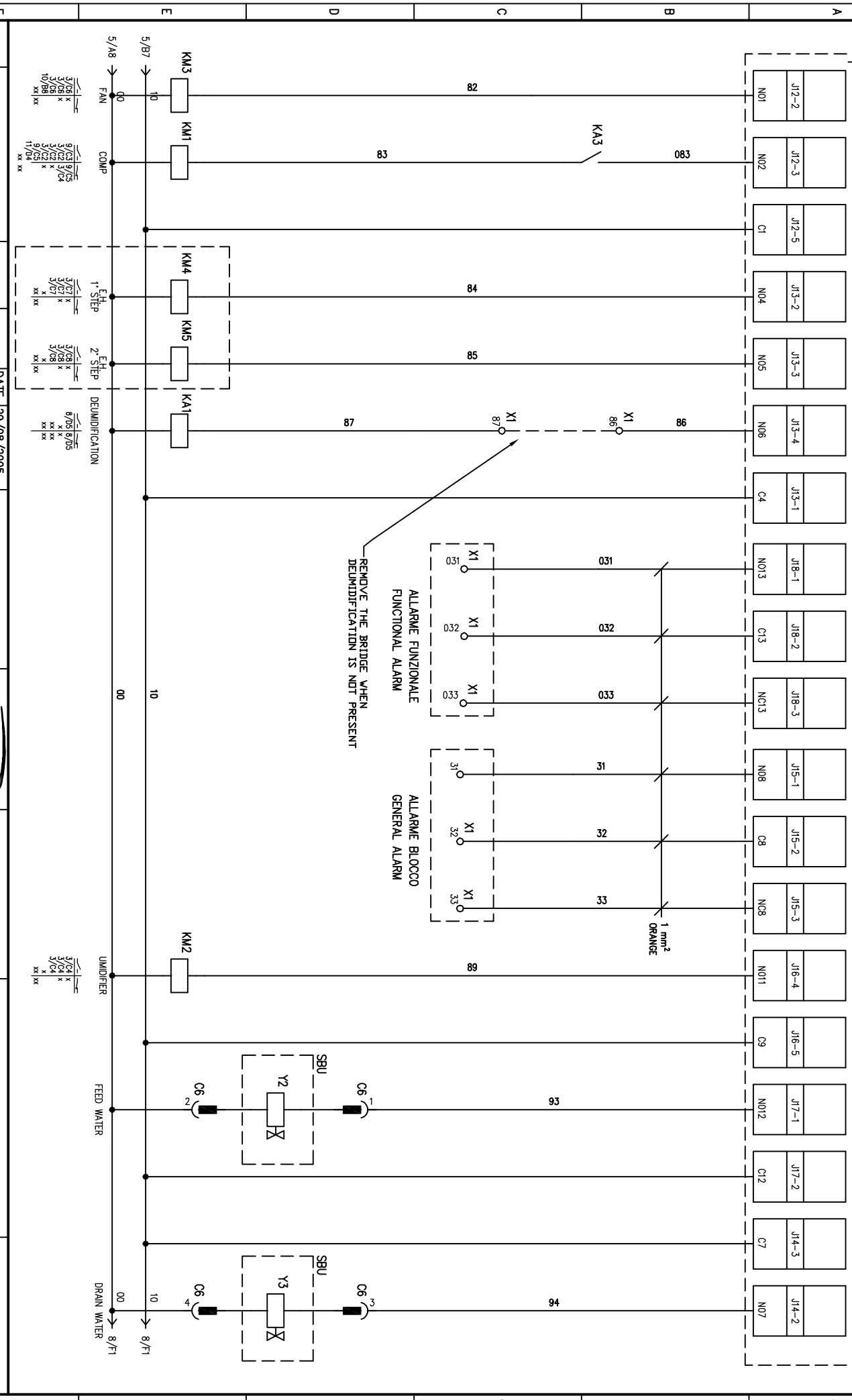
HF620C0220



REV.	MODIFICATIONS	DATE	SIGN.	DATE	29/08/2005	DIRAW: POLUDO	CHECK: POLUDO	DATE	29/08/2005	REPLACE	REPLACE	ORIGIN:	LENNOX	DATE	29/08/2005	DIRAW: POLUDO	CHECK: POLUDO	DATE	29/08/2005	REPLACE	REPLACE	ORIGIN:	LENNOX	SHEET	5 OF 25
1				2				3		4	4			5				6					6	CONTINUE	

HF620C0220

PC01 DIGITAL OUTPUTS



REMOVE THE BRIDGE WHEN
DEMINIFICATION IS NOT PRESENT

ALARME FUNZIONALE
GENERAL ALARM

ALARME BLOCCO
GENERAL ALARM

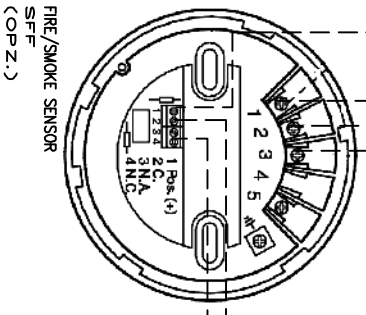
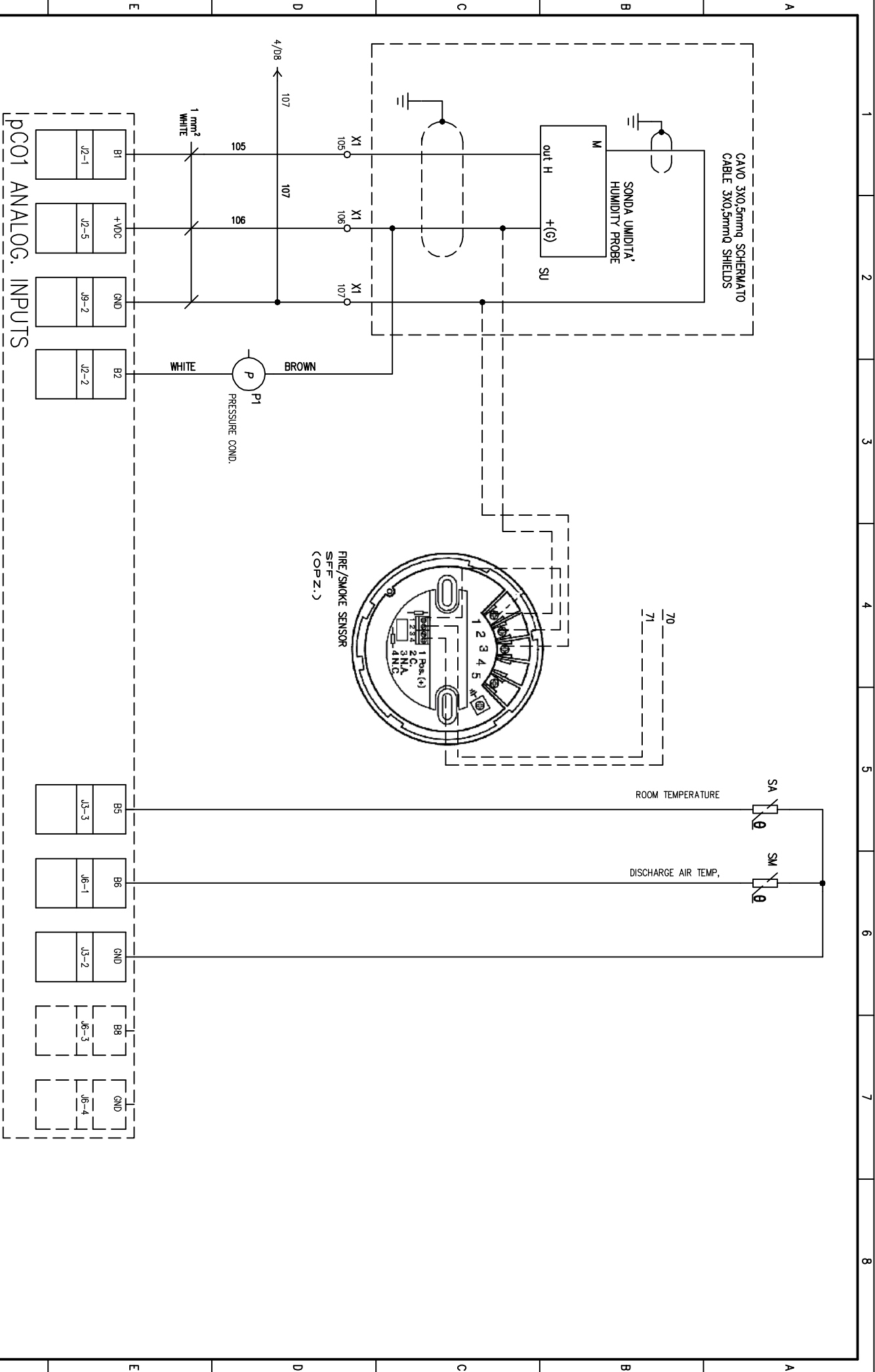
1 mm²
ORANGE

3/08 x	9/03 9/05	3/07 x	3/08 x	8/05 8/05
3/08 x	3/02 3/04	3/07 x	3/08 x	x x
10/08 x	9/02 x	3/07 x	3/08 x	x x
xx xx	9/02 x	xx xx	xx xx	xx xx
	11/04 xx			

3/04 x	3/04 x
3/04 x	3/04 x
xx xx	xx xx

REV.	MODIFICATIONS		DATE	SIGN.	APPR.	M.M.	REPLACE	REPLACE	ORIGIN:	HF620C0220	SHEET	6 OF 25
1			2								7	CONTINUE
											8	

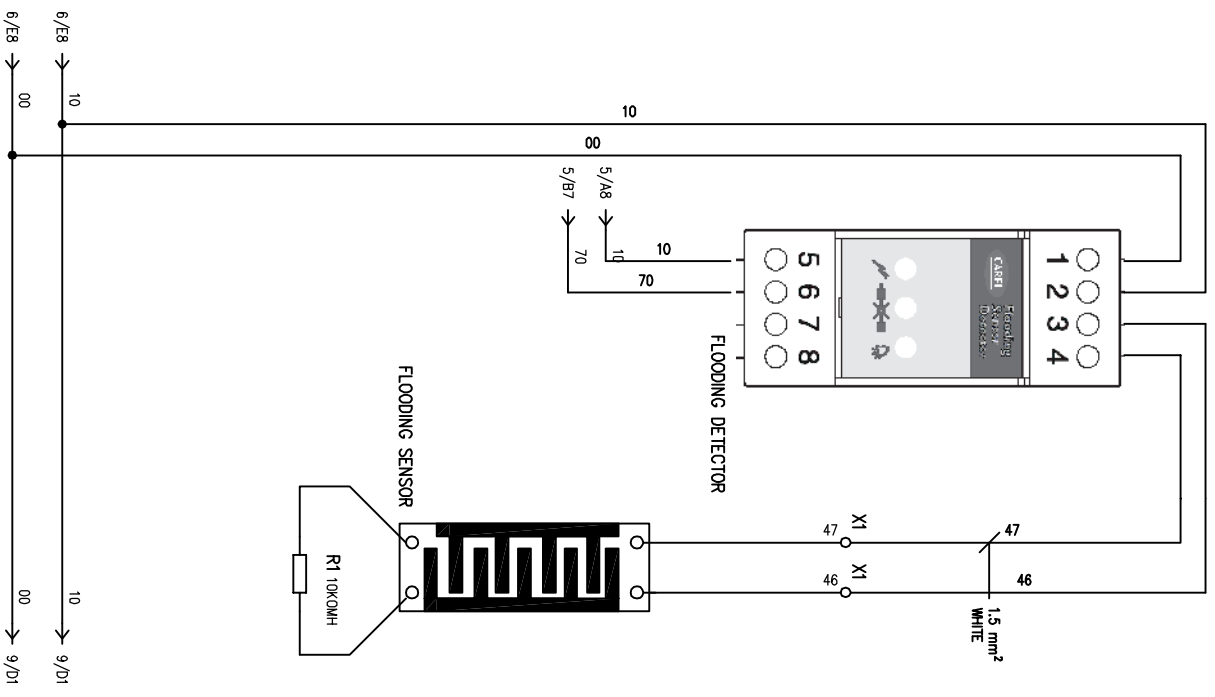




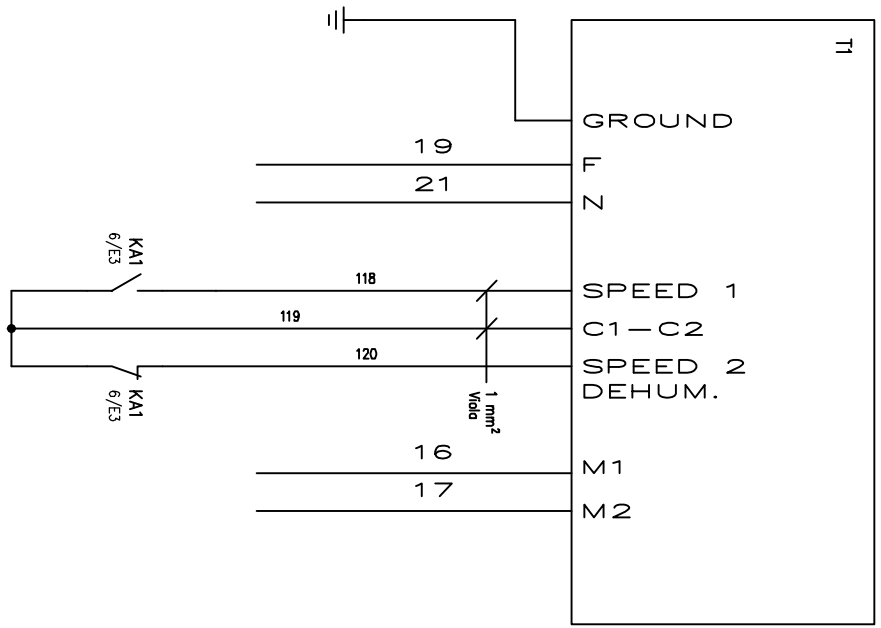
REV.	MODIFICATIONS	DATE	SIGN.	APPR.	M.M.	REPLACE	REPLACE	ORIGIN	HF620C0220	SHEET	OF	25
1										7	OF	25
2										7	OF	25
3										7	OF	25
4										7	OF	25
5										7	OF	25
6										7	OF	25
7										7	OF	25
8										7	OF	25



HF620C0220



FANS SPEED CONTROL



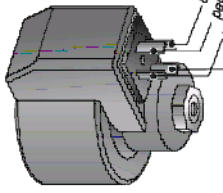
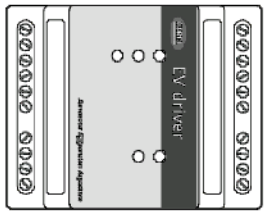
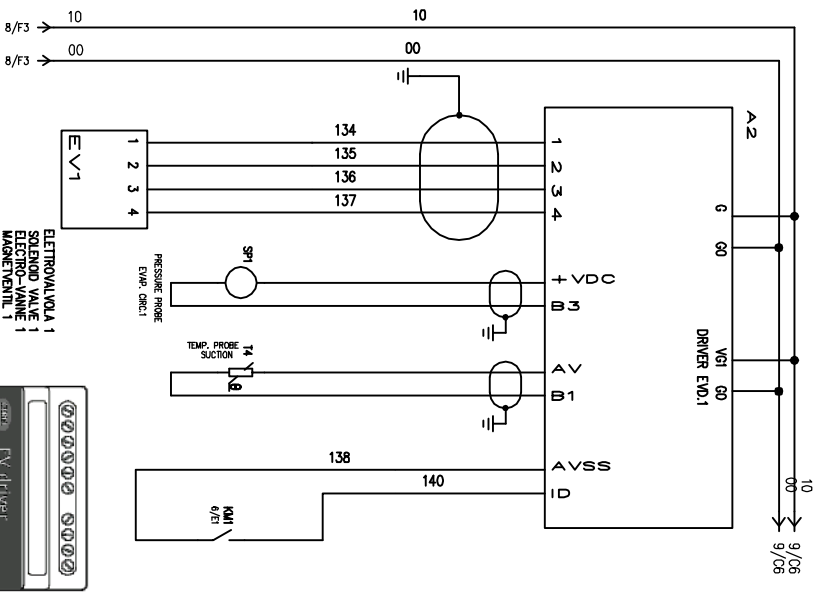
REV.	MODIFICATIONS	DATE	SIGN.	APPR.	M.M.	REPLACE	REPLACE	ORIGIN:	HF620C0220	SHEET	8 OF 25
1										CONTINUE	9



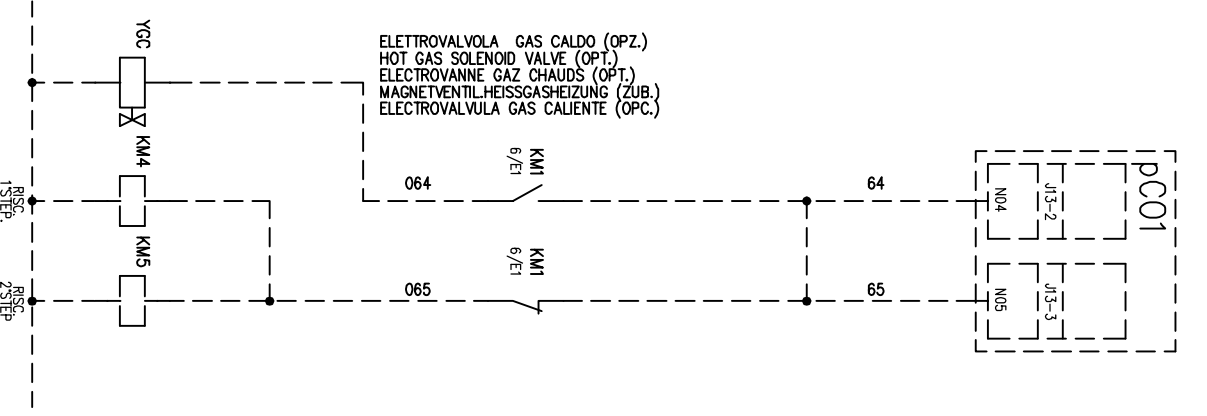
DATE	29/08/2005
DIRAW	POUIDO
CHECK	POUIDO
APPR.	M.M.

DATE	29/08/2005
DIRAW	POUIDO
CHECK	POUIDO
APPR.	M.M.

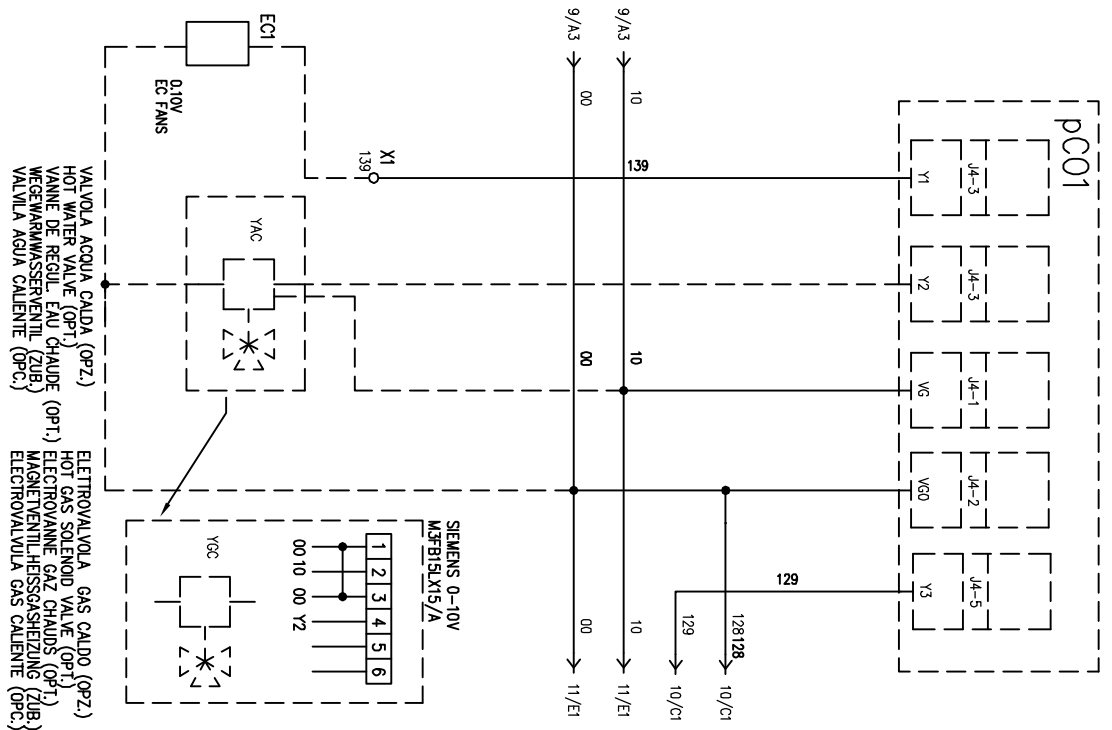
DATE	29/08/2005
DIRAW	POUIDO
CHECK	POUIDO
APPR.	M.M.



ELETTROVALVOLA GAS CALDO (OPZ.)
 HOT GAS SOLENOID VALVE (OPT.)
 ELECTROVANNE GAZ CHAUDS (OPT.)
 MAGNETVENTILHEISSGASHEIZUNG (ZUB.)
 ELECTROVALVULA GAS CALIENTE (OPC.)



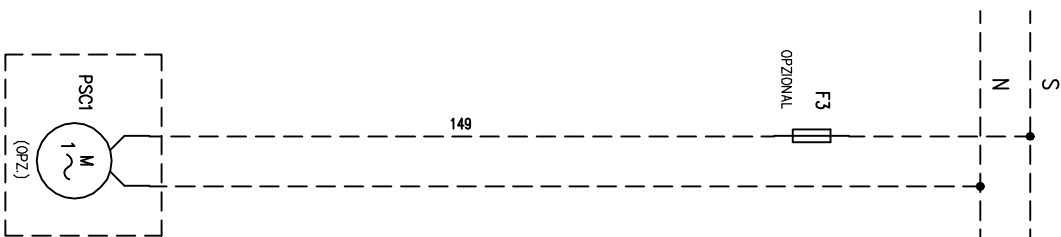
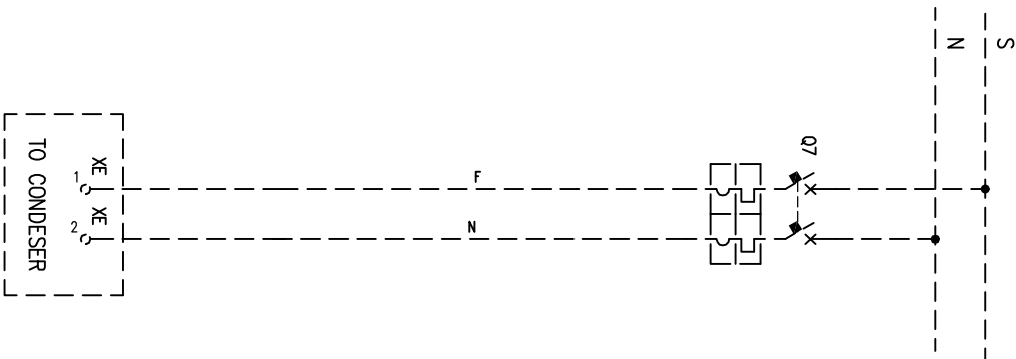
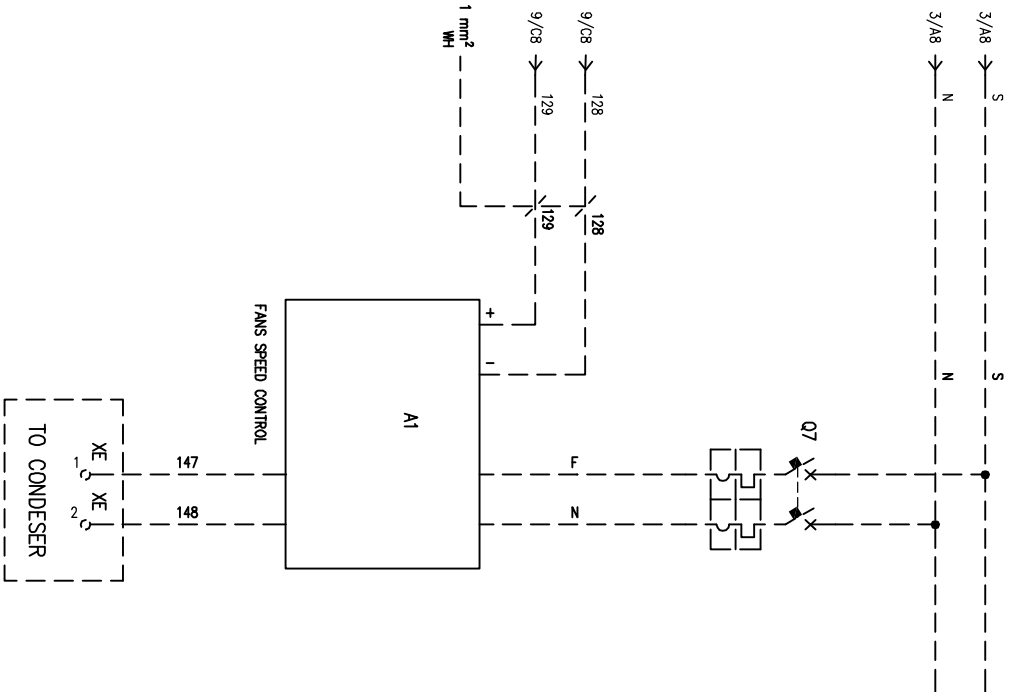
CONTROLLO VENTILATORI
 FANS MOTOR CONTROL
 CONTROL VENTILATEUR



REV.	MODIFICATIONS	DATE	SIGN.	APPR.	M.M.	REPLACE	REPLACE	ORIGIN:	HF620C0220
1		29/08/2005		DRAW	POLUJO				
2				CHECK	POLUJO				

C/CONDENSATION OPZ.

MCB OPZ.



SEGNALAZIONE DELLO STATO DELL'UNITA' (OPZ)
 UNIT STATUS SIGNAL (OPT.)
 ETAT DES SIGNAUX DE L'UNITE' (OPT.)
 STATUSMELDINGKONTAKT (ZUB)
 SENALIZACION DEL ESTADO DE LA UNIDAD (OPC.)

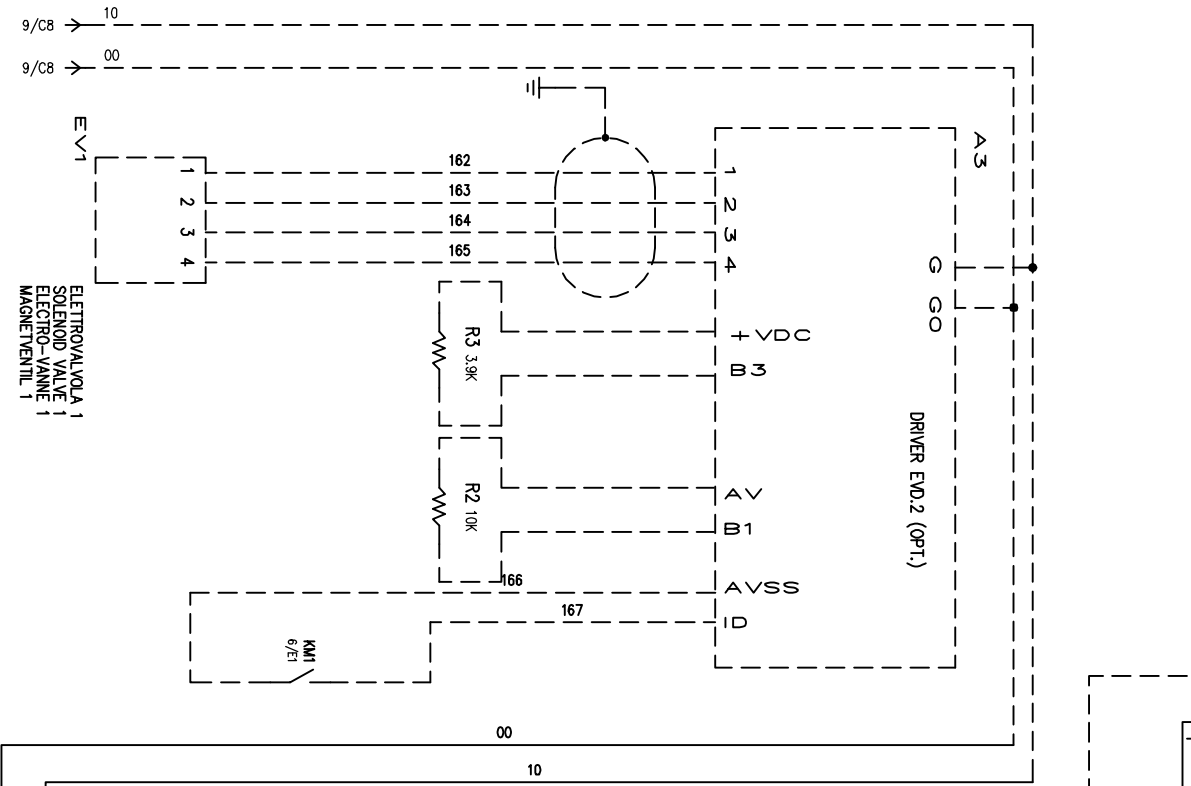
POMPA SCARICO CONDENSA
 CONDENSATE DRAIN PUMP
 POMPE A EAU CONDENSELY
 KONDENSATWASS PUMPE
 BOMBA DESEQUE CONDEN.

REV.	MODIFICATIONS	DATE	SIGN.	APPR.	M.M.	REPLACE	REPLACE	ORIGIN:	HF620C0220	SHEET	10 OF 25
1		29/08/2005						LENNOX		CONTINUE	11

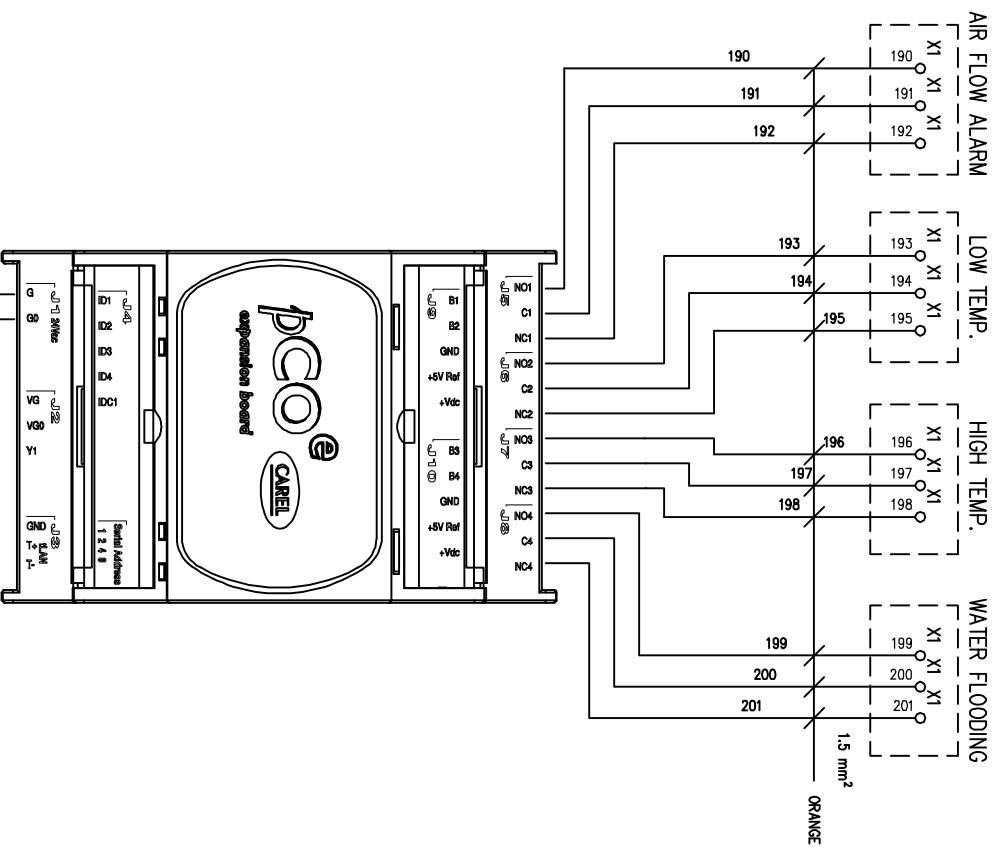


ELECTRONIC MOD. VALVE FOR HOR GAS

PCOE BOARD



ELETTROVALVOLA 1
SOLENOID VALVE 1
ELECTRO-VANNE 1
MAGNETMENTIL 1



REV.	MODIFICATIONS	DATE	SIGN.	APPR.	M.M.	REPLACE	REPLACE	ORIGIN:	LENNOX	HF620C0220	SHEET 11 OF 25
1											CONTINUE 12
2		29/08/2005									
3											
4											
5											
6											
7											
8											

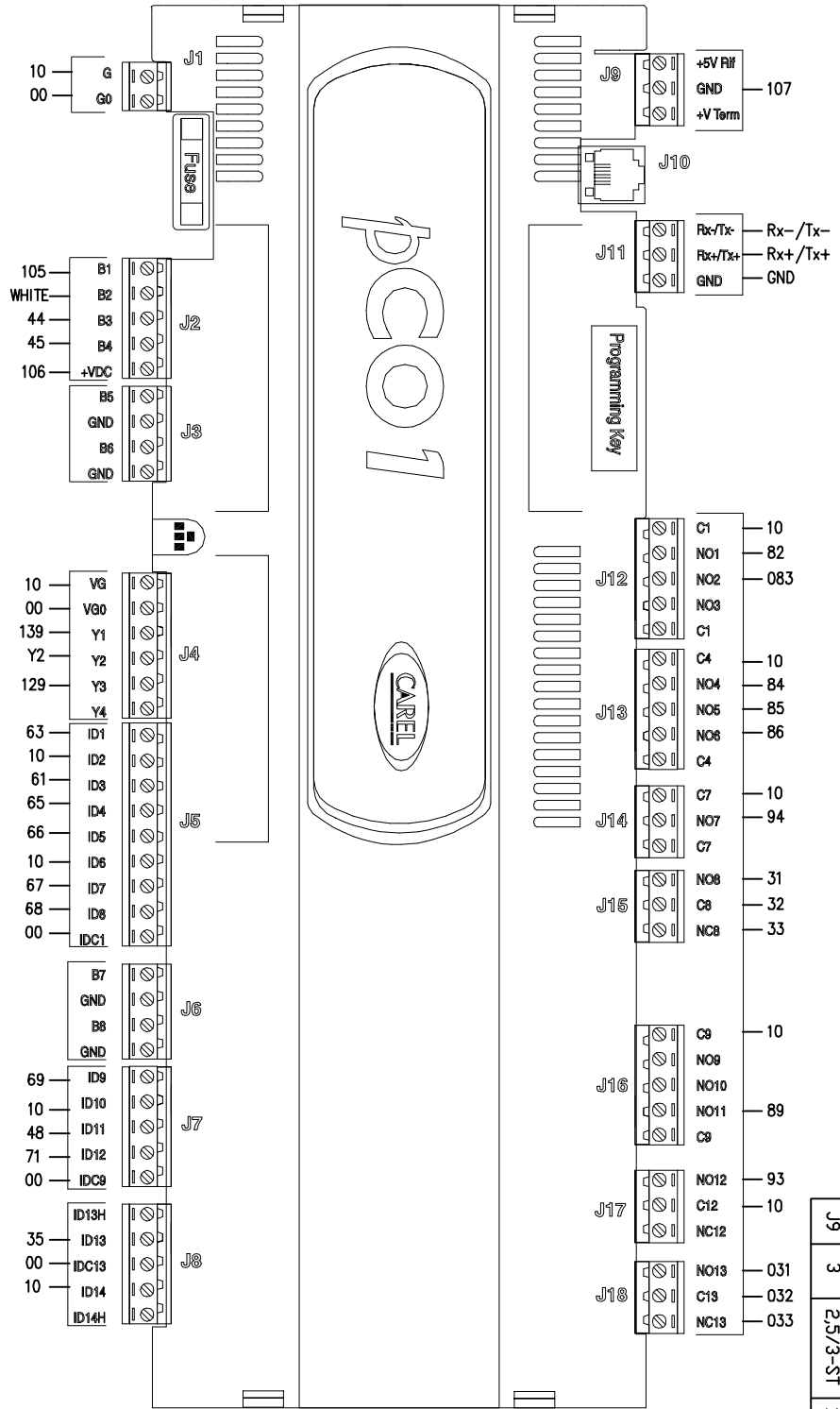
1 2 3 4 5 6 7 8

F E D C B A

F E D C B A

LAYOUT SCHEDA ELECTRONIC BOARD LAYOUT

CONNETTORI PHOENIX A SPINA COMBICON CON PASSO 5.08 mm. COLORE
VERDE TIPO MSTB 2.5 :




SIG.	PDLI	TIPD	CODICE	SIG.	PDLI	TIPD	CODICE
J1	2	2,5/2-ST	17 57 01 9	J11	3	2,5/3-ST	17 57 02 2
J2	5	2,5/5-ST	17 57 04 8	J12	5	2,5/5-ST	17 57 04 8
J3	4	2,5/4-ST	17 57 03 5	J13	5	2,5/5-ST	17 57 04*8
J4	6	2,5/6-ST	17 57 05 1	J14	3	2,5/3-ST	17 57 02 2
J5	9	2,5/9-ST	17 57 08 0	J15	3	2,5/3-ST	17 57 02 2
J6	4	2,5/4-ST	17 57 03 5	J16	5	2,5/5-ST	17 57 04 8
J7	5	2,5/5-ST	17 57 04 8	J17	3	2,5/3-ST	17 57 02 2
J8	5	2,5/5-ST	17 57 04 8	J18	3	2,5/3-ST	17 57 02 2
J9	3	2,5/3-ST	17 57 02 2				PCO1MD

REV.	MODIFICATIONS	DATE	SIGN.	APPR.	M.M.	REPLACE	REPLACE	ORIGIN	HF620C0220	SHEET 12 OF 25
1		2				4				13

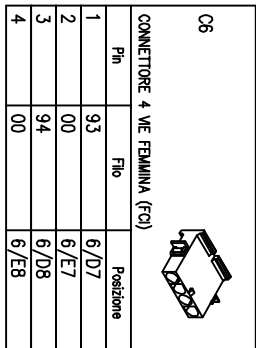
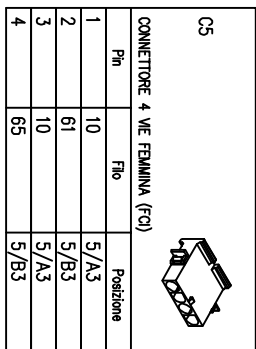
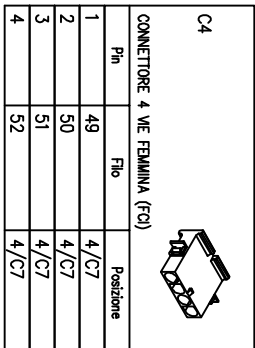
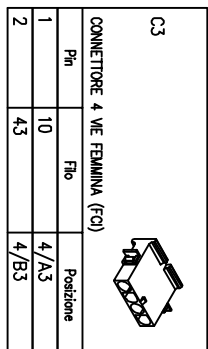


CONTINUE

TERMINAL STRIP
BORNIER
KLEMMLEISTE
KLEMMLEISTE



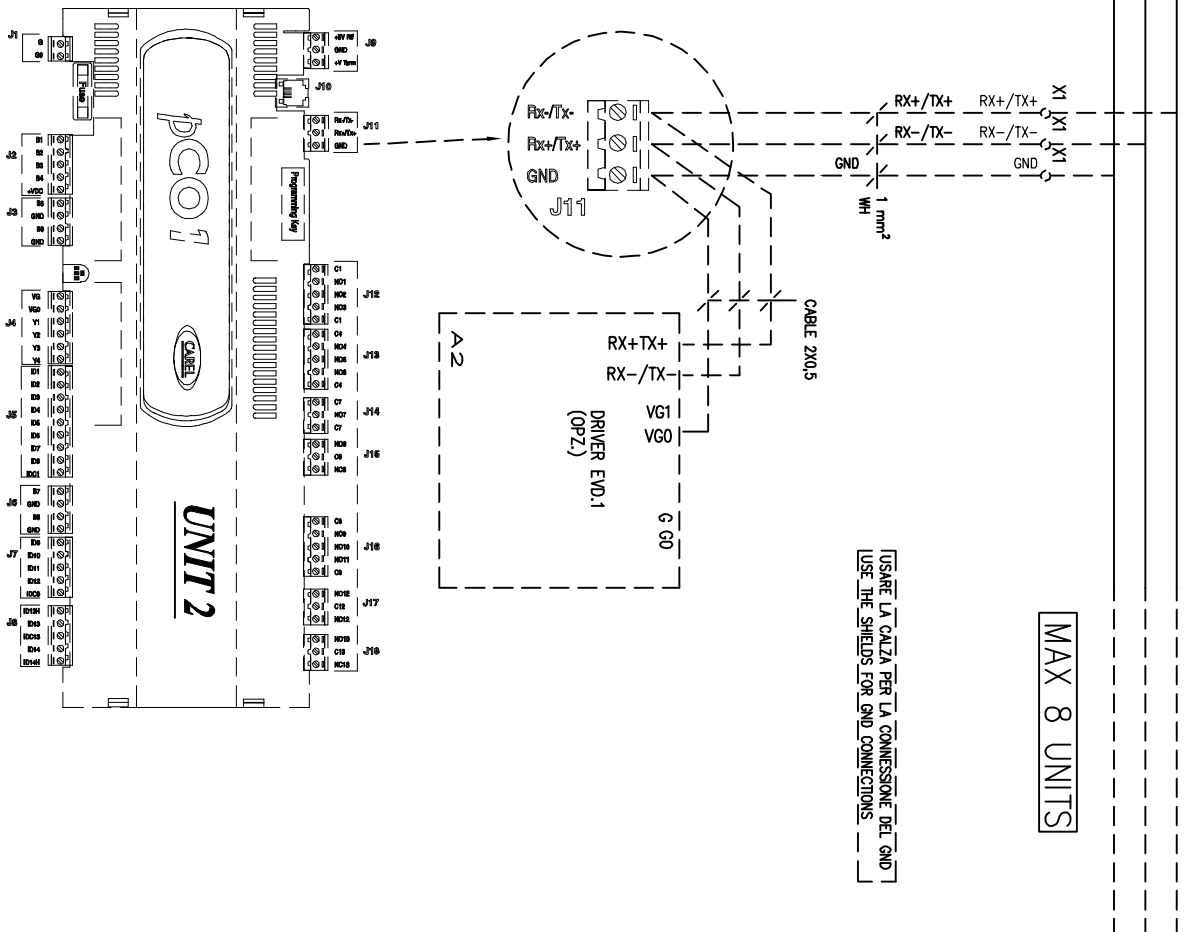
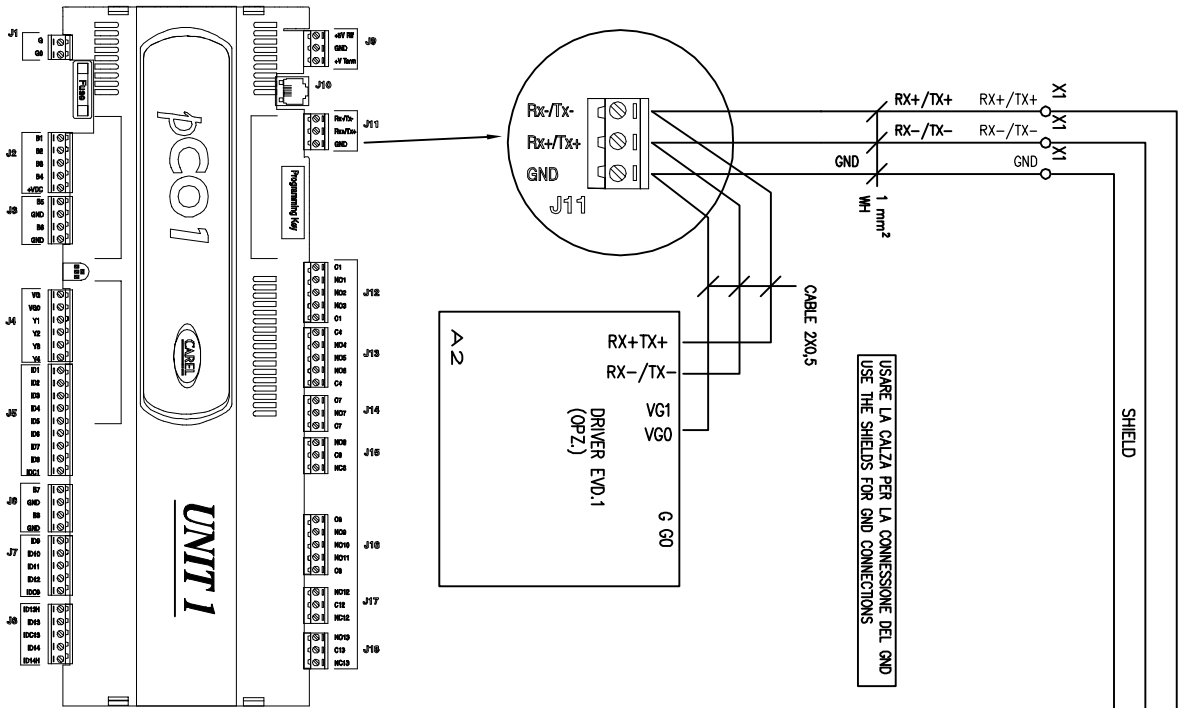
CONNETTORI



C3:1/F3
AIR FLOW/DIRTY FILTER/FS2/KA3/RSF/C5:1
LOW PRESSURE
C3:2
LOW PRESSURE

REV.	MODIFICATIONS	DATE	SIGN.	APPR.	M.M.	DATE	29/08/2005	DRAW.	POLUJO	CHECK	POLUJO
1		2				3		REPLACE		REPLACE	
						4		REPLACE		REPLACE	
						5		ORIGIN:			
						6		HF620C0220			
						7			SHEET	13 OF	25
						8			CONTINUE		14

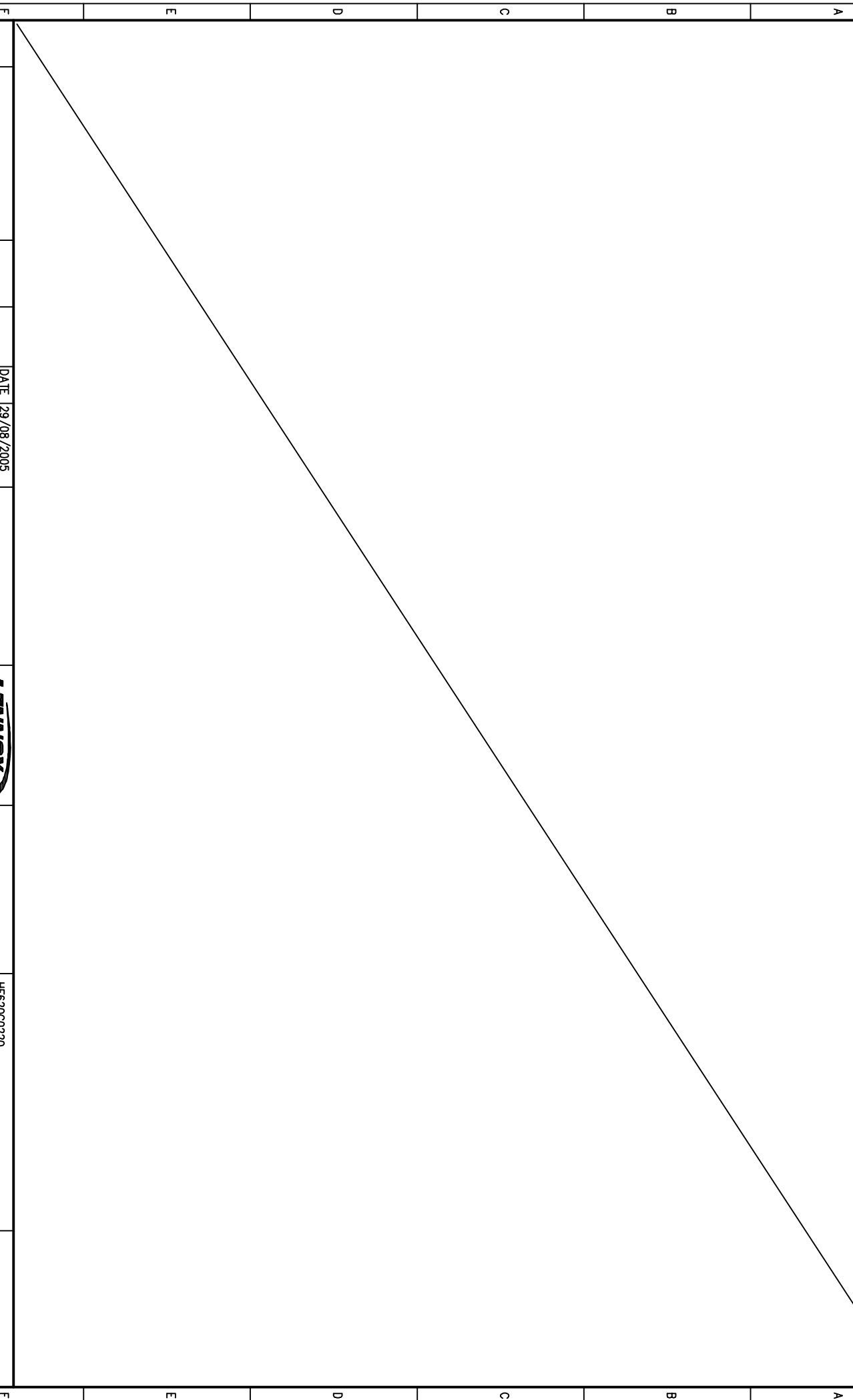
LAN CONNECTIONS




REV.	MODIFICATIONS	DATE	SIGN.	APPR.	M.M.	REPLACE	REPLACE	ORIGIN:	HF620C0220	SHEET 17 OF 25
1								LENNOX		CONTINUE 18
2		29/08/2005								
3										
4										
5										
6										
7										
8										



1 2 3 4 5 6 7 8



REV.	MODIFICATIONS	DATE	SIGN.	DATE	DIRAW	CHECK	APPR.	M.M.	REPLACE	REPLACE	ORIGIN	HF620C0220	SHEET 18 OF 25
1				29/08/2005	POLUDO	POLUDO							CONTINUE 19

F E D C B A

1	2	3	4	5	6	7	8	
060/080	Ref-mark	Function	Technical data	Item code	Description	Amount	M.U.	Position
	AP	HIGH PRESSURE				1		4/C02
	BP	LOW PRESSURE				1		5/A06
	CI	COMPRESSOR				1		3/E02
	EV1					1		7/B05
	EV2					1		7/B05
	F1/2/3		4AF		FUSIBLE 5X20	1	PCE	3/D08
	H1	HUMIDIFIER				1		3/E06
	KA1	DEUM. RELAY	FINDER	40528024	2967073	1		4/E02
	KA3	HIGH PRESSURE RELAY	FINDER	40528024		1		4/E02
	KM1	COMP.	MOELLER/AEG	LS410-55/72614	TELER.AEG LS4.10 24V/DIL00M-10	1	PCE	4/E04
	KM2	HUMID.	MOELLER/AEG	LS410-55/72614	TELER.AEG LS4.10 24V/DIL00M-10	1	PCE	4/E06
	KM3	EVAP. FANS	MOELLER/AEG	LS410-55/72614	TEL. AEG LS4.10 24V/DIL00M-10	1	PCE	4/E07
	KM4	E.H.. 1 STEP	MOELLER/AEG	LS410-55/72614	TELER.AEG LS4.10 24V/DIL00M-10	1	PCE	6/B03
	KM5	E.H.. 2 STEP	MOELLER/AEG	LS410-55/72614	TELER.AEG LS4.10 24V/DIL00M-10	1	PCE	6/B03

REV.		MODIFICATIONS		DATE	SIGN.	APPR.	M.M.	REPLACE	REPLACE	ORIGIN:	HF620C0220		SHEET 19 OF 25
1	2	3	4	5	6	7	8	LENNOX		CONTINUE		20	

1	2	3	4	5	6	7	8	
100-110-130	Ref-mark	Function	Technical data	Item code	Description	Amount	M.U.	Position
A	AP	HIGH PRESSURE				1		4/CO2
	BP	LOW PRESSURE				1		5/A06
	CI	COMPRESSOR				1		3/E02
B	EV1					1		7/B05
	EV2					1		7/B05
	F1/2/3		4AF		FUSIBLE 5X20	1	PCE	3/D08
	H1	HUMID.				1		3/E06
C	KA1	DEUMID. RELAY		40528024		1		4/E02
	KA3	HIGH PRESSURE RELAY		40528024		1		4/E02
	KM1	COMP.	MOELLER/AEG	LS410-55/72614	TELER.AEG LS4.10 24V/DIL00M-10 24V	1	PCE	4/E04
	KM2	HUMID.	MOELLER/AEG	LS410-55/72614	TELER.AEG LS4.10 24V/DIL00M-10 24V	1	PCE	4/E06
D	KM3	EVAP. FANS	MOELLER/AEG	LS410-55/72614	TEL. AEG LS4.10 24V/DIL00M-10 24V	1	PCE	4/E07
	KM4	E.H. 1 STEP	MOELLER/AEG	LS410-55/72614	TELER.AEG LS4.10 24V/DIL00M-10 24V	1	PCE	6/B03
E	KM5	E.H. STEP	MOELLER/AEG	LS410-55/72614	TELER.AEG LS4.10 24V/DIL00M-10 24V	1	PCE	6/B03
F	DATE 29/08/2005		REPLACE		HF620C0220		SHEET 21 OF 25	
	DATE		REPLACE				CONTINUE 22	
	SIGN. APPR. M.M.		ORIGIN:					
	MODIFICATIONS		REPLACE					
	1		4		6		8	



