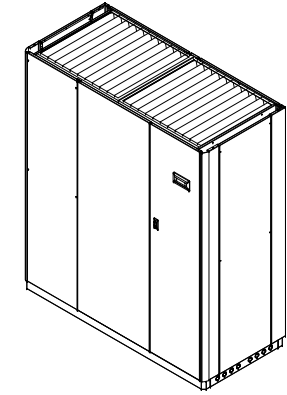
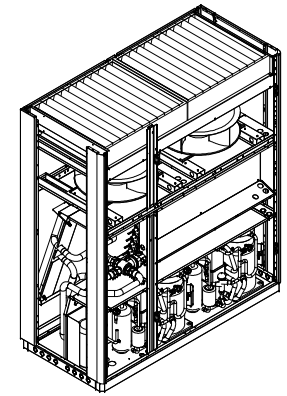

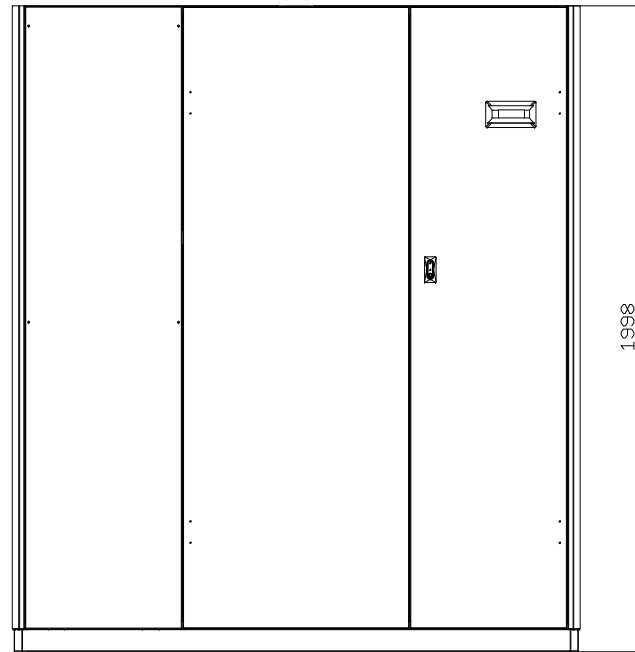
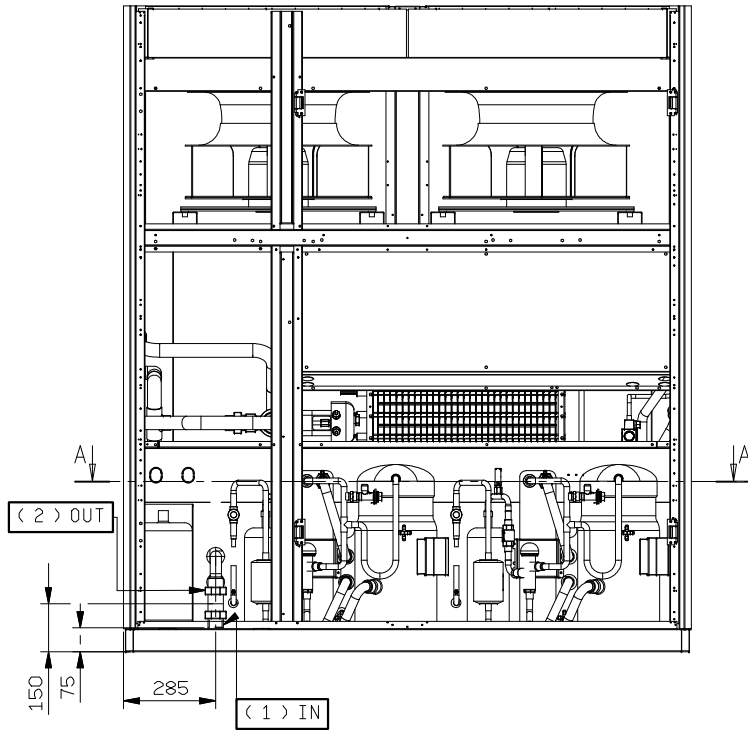
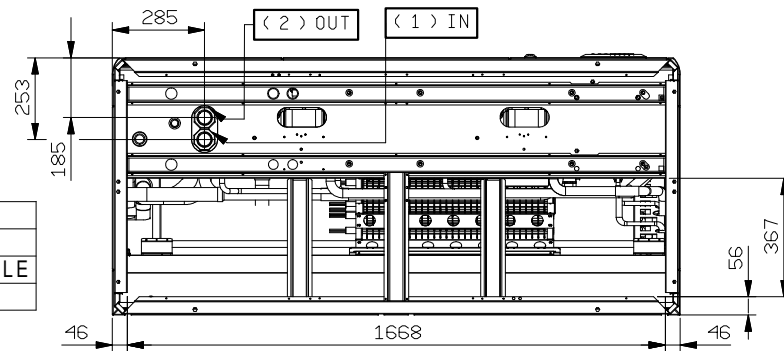
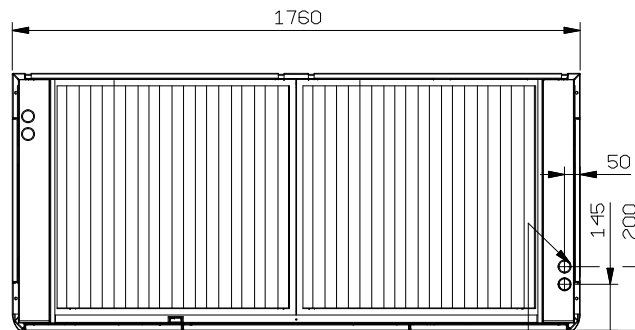


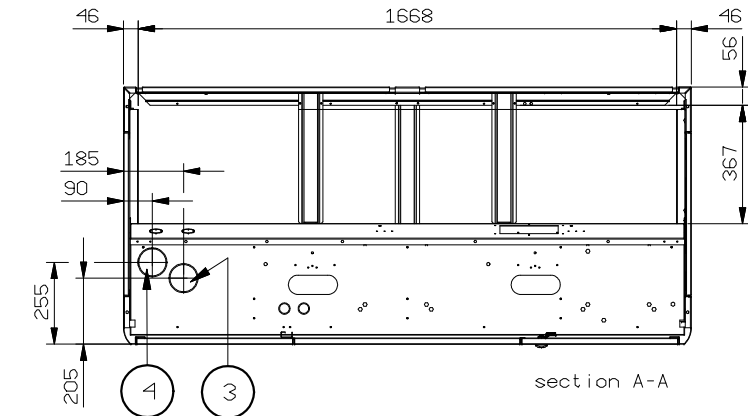
(1)	COOLING WATER INLET 1"1/2 GAS
(2)	COOLING WATER OUTLET 1"1/2 GAS
(3)	HUMIDIFIER WATER SUPPLY 3/4" GAS MALE
(4)	HUMIDIFIER WATER DRAIN Ø32mm



N° 4 hole
in both sides
LIQUID INLET -
GAS OUTLET



N° 2 holes Ø40
in top side



section A-A

LENNOX	Rev. B	Modifica - Description Aggiornate connessioni unidificatore	Date/e-Visto/Okd 30/07/08 NP
	Rev. A	Modifica - Description Aggiornata posizione IN-OUT	Date/e-Visto/Okd 21/07/06 STR
Drafter/Designer Strazzaccappa	Date - Date 21/12/04	Scale - Scale 1:12	
Descrizione - Description DIMENSIONI INGOMBRO OVERALL DIMENSIONS		Serie - Series DHFDR	Materiale - Material
Codice/Disegno - Code/Drawing HF640C0115		Modello - Model 0401...0272...0452 F2	
Peso - Weight (kg)		Rev. B	Visto - Checked