Revisione	Oggetto	Data	Responsabile	Foglio
A	REVISIONE GENERALE	02/05/2005	POLIDO	1

CARATTERISTICHE ELETTRICHE
ELECTRIC CHARACTERISTIC

SERIES	DHAU/DC 205.....pC01
MODELL	
205	Imax= 50A 400V+N
ELECTRIC CHARACTERISTIC	

VERS.

"F"= SOLO FREDDO-ONLY COOLING
"F+C"= FREDDO/CALDO-ONLY COOLING/HEATING
"F+H"= FREDDO/UMIDITA'-COOLING/UMIDITY
"F+C+U"= FREDDO/CALDO/UMIDITA'- COOLING/HEATING/UMIDITY

REV.	MODIFICATIONS	DATE	SIGN.						
A	REVISIONE GENERALE	02/05/2005	POLIDO	DATE					
				DRAW.	POLIDO				
				CHECK	POLIDO				
				APPR.	POLIDO	REPLACE	REPLACE	ORIGIN:	

HF620C0225

SHEET 1 OF 18
CONTINUE 2

SIGN.	Descriptions	Note	
AP1	PRESSOSTATO DI ALTA HIGH PRESSURE P-STAT PRESSOSTAT HAUTE PRESSION DRUCKSCHALTER, HOCHDRUCK PRESOSTATO DE ALTA		
KA3	RELE' ALTA HI-PRESSURE RELAIS RELAIS HAUTE PRESSION RELAIS HOCHDRUCK RELE DE ALTA		
KM1	CONTATTORI COMPRESSORE COMPRESSOR CONTACTORS CONTACTEUR COMPRESSEUR SCHUTZ VENDICHTER CONTACTOR DEL VENTILADOR		
KM3	CONTTATORE UMIDIFICATORE HUMIDIFIER CONT. CONT. HUMIDIFICATEUR BEFEUCHTER VERSORGUNG CONT. HUMIDIFICADOR		
KM4	CONTATTORE MOTOVENTILATORE FAN MOTOR CONTECTOR CONTACTEUR VENTILATEUR VENTILATOR SCHUETZ CONTACTOR DEL MOTOVENTILADOR		
KM5 KM6	RISCALDAMENTO ELETTRICO EL. HEATERS CHAUFFAGE ELETTRIQUE ELETR. HAIZUNG RESISTENCIAS ELETRICAS		
C1 C2	COMPRESSORE COMPRESSOR COMPRESSEUR KOMPRESSOR COMPRESOR		
TR	TRASFORMATORE TRANSFORMER TRANSFORMATEUR TRANSFORMATOR TRANSFORMADOR		
QS	INTERRUTTORE GENERALE MAIN SWITCH INTERRUPTEUR GENERAL HAUPTSCHALTER INTERRUPTOR GENERAL		
M1 M2 M3	MOTOVENTILATORE EVAPORANTE EVAP. FAN MOTOR MOTEUR VENTILATEUR DE EVAP. EVAP.-LUEFTER MOTOVENTILADOR EVAPORADORA		
CN1	COND. DI RIFASAMENTO POWER FACT. CORRECTION COND. CORRECT. COS. PHI KOND. KORR. COS. PHI COND. DE COMP. DE FASES		

SIGN.	Descriptions	Note	
RSF	RELE' SEQUENZA FASE PHASE SEQUENCE CONTROL RELAY RELAIS DE CONTROLE DE PHASE D'ETAGE STEURRELAIS FUER PHASENFOLGE RELE' CONTROL SECCUENCIA FASES		
SR1	SERRANDA DAMPER REGISTRE MOTORISIERTE COMPUERTA		
FS1	PRESSOSTATO FLUSSO ARIA AIR FLOW PRESSURE SWITCH PRESSOST. D'ENCRASSEMENT DE FILTRE DRUCKSCHALTER NIEDERDRUCK PRESOSTATO DE BAJA		
TP1 TP2	TERMOSTATO SICUREZZA RISCALDAMENTO HEATING SAFETY THERMOSTAT THERMOSTAT DE SECURITE' CHAUFFAGE THERMOSTATE ELEKTROHEIZUNG TERMOSTATO DE SEGURIDAD DE LAS RESISTENCIAS		
P1	PRESSIONE CONDENSAZIONE CONDESING PRESSION SENSOR SONDE DU PRESSION DE CONDENSATION KONDENSATIONSDRUCK-FUEHLER SONDA PRESION CONDENSACION		
SA	TEMPERATURA AMBIENTE INTERNO SHELTER INTERNAL AIR TEMPERATURE SENSOR SONDE TEMPERATURE D'AIR EINTERIOR AUSSERER LUFTEMP.-FILTER SONDA DE TEMPERATURA DE LA DESCARGA DE AIRE		
SM	TEMPERATURA ARIA IN MANDATA DISCHARGE AIR TEMPERATURE SONDE DE TEMPERATURE ZULUFTTEMMPERATUR TEMP. DE LA DISCARGA DE AIRE		
SE	TEMPERATURA ARIA ESTERNA OUTDOOR AIR SENSOR SONDE D'AIR EXTERNE AUSSENLUFTUEHLER SONDA DE AIRE EXTERNA		
BP1	PRESSOSTATO DI BASSA LOW PRESSURE P-STAT PRESSOSTAT BASSE PRESSION DRUCKSCHALTER NIEDEDRUCK PRESOSTATO DE BAJA		
K1	REGOLATORE DI VELOCITA' SPEED CONTROLLER REGULATEUR DE VITESSE VENTILATOR/DREHZAHLREGLER REGULADOR VELOCIDAD		
FS2	PRESSOSTATO FILTRI SPORCHI CLOGGED FILTER PRESSURE SWITCH PRESSOSTAT D'ENCRASSEMENT DE FILTRE DRUCKSCHALTER. FILTERVERSCHMUTZUNG PRESSOSTATO FILTROS SUCIOS		
R1 R2	RISCALDAMENTO ELETTRICO EL. HEATERS CHAUFFAGE ELETTRIQUE ELETR. HAIZUNG RESISTENCIAS ELETRICAS		

SIGN.	Descriptions	Note	
Q1	INTERR. RSF SWITCH RSF INTERR. RSF AUTOMATISCHER RSF INTERR. RSF		
Q2	INTERR. COMPRESSORI SWITCH COMPRESSORS INTERR. COMP. AUTOMATISCHER KOMP. INTERR. COMP.		
Q4	INTERR. UMIDIFICATORE SWITCH HUMIDIFIER INTERR. HUMIDIFIC. AUTOMATISCHER BEFEUCHTER INTERR. HUMIDIF.		
Q5	INTERR. VENTILATORI SWITCH FANS INTERR. VENT. AUTOMATISCHER VENT. INTERR. VENT.		
Q6	INTERR. RISCALDAMENTO ELETTRICO SWITCH E. HEATERS INTERR. CHAUFAGE ELET. AUTOMATISCHER ELETR.HAIZUNG INTERR. RES.		
Q7	INTERR. AUSILIARI SWITCH AUX INTERR. AUS. AUTOMATISCHER AUX INTERR. AUS.		
RC1	RESISTENZE CARTER CRANCKCASE HEATERS RESISTANCE DE CARTER KUBELWANNENHEINZUNG RESISTENCIAS DE CARTER		
Y1 Y2	SOLENOIDI LIQUIDO FREON SOLENOID VALVE ELECTROVANNE FREON MAGNETVENTIL-KAELTEMITTEL ELECTROVALVULA FREON		
TP3 TP4 TP5	TERMICHE VENTILATORI TERMAL PROTECTIONS FANS TERMICHE VENTILATORI TERMICHE VENTILATORI TERMICHE VENTILATORI		
Y4	CARICO ACQUA UMID. HUMIDIFIER FEED VALVE ELECTROVANNE D'ALIM. DE HUMID. BEFEUCHTER VERSORGUNG VALVULA ALIM. HUMIDIF.		
Y5	SCARICO ACQUA UMID. HUMIDIFIER DRAIN VALVE ELECTR. DE DRAINAGE DE HUMID. BEFEUCHTER ENTFUEHLUNG VALVULA DESAGUE HUMID.		
SU	SONDA UMIDITA' HUMIDITY PROBE HYGRUMETRIE FUEHLER LUFTFEUCHTIGKEITSMESSUNG SONDE DE HUMEDAD		

REV.	MODIFICATIONS	DATE	SIGN.						
				DATE					
				DRAW.	POLIDO				
				CHECK	POLIDO				
				APPR.	POLIDO	REPLACE	REPLACE	ORIGIN:	

LENNOX

HF620C0225

SHEET 2 OF 18

CONTINUE 3

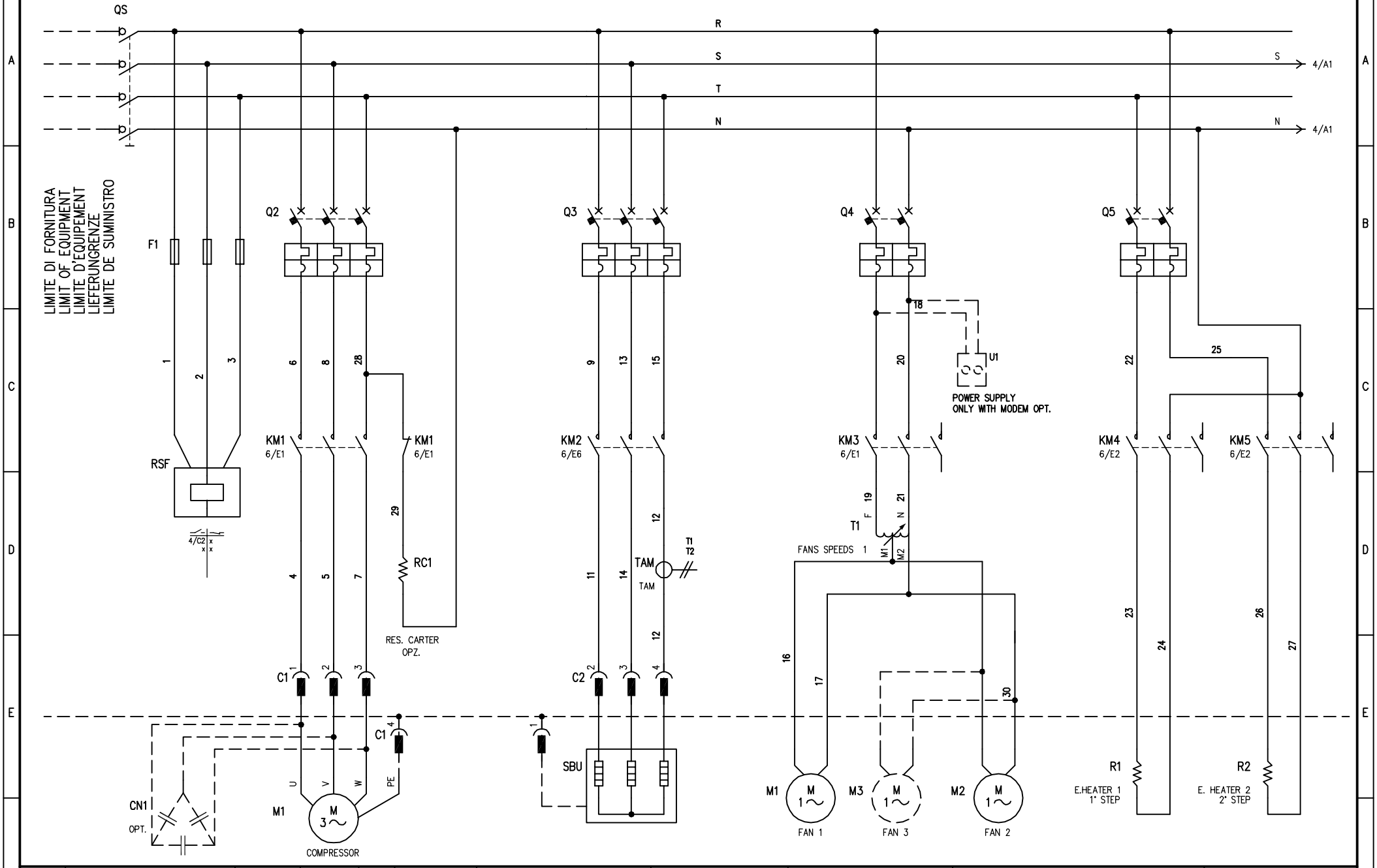

				DATE					HF620C0225		
				DRAW.	POLIDO						
				CHECK	POLIDO						SHEET 3 OF 18
REV.	MODIFICATIONS	DATE	SIGN.	APPR.	POLIDO	REPLACE	REPLACE	ORIGIN:			CONTINUE 4

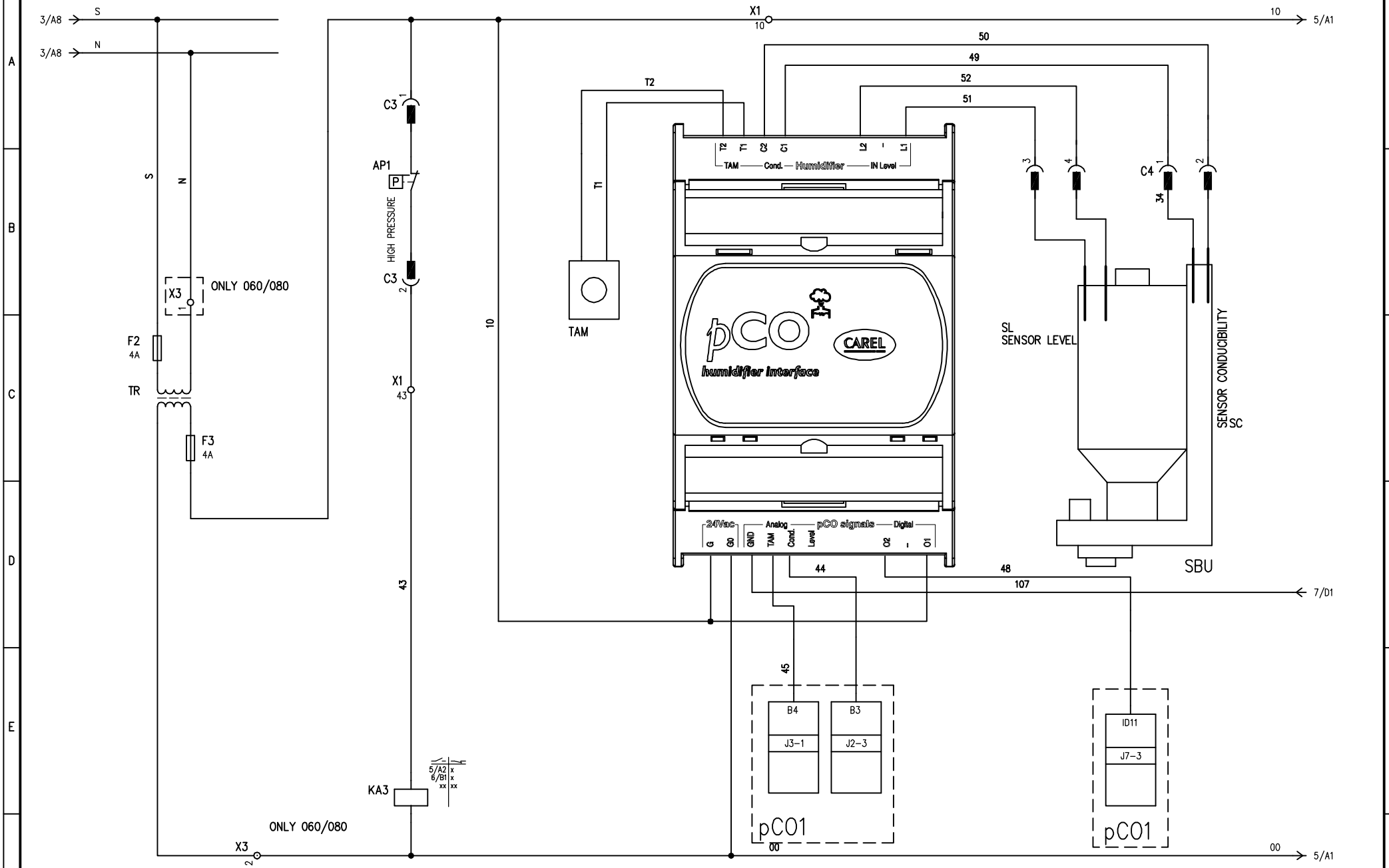

				DATE					HF620C0225		
				DRAW.	POLIDO						
				CHECK	POLIDO						SHEET 4 OF 18
REV.	MODIFICATIONS	DATE	SIGN.	APPR.	POLIDO	REPLACE	REPLACE	ORIGIN:			CONTINUE 5

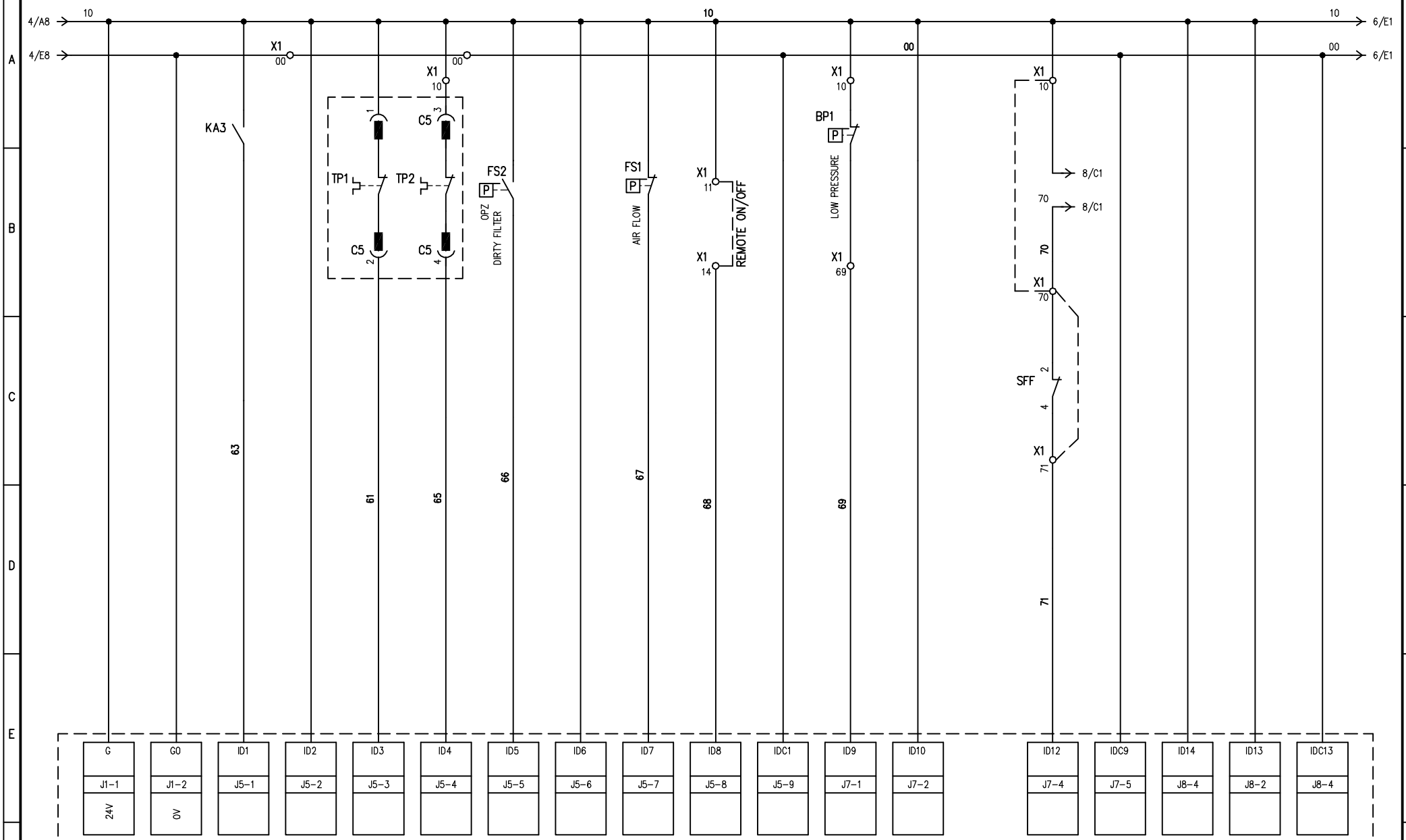

				DATE					HF620C0225		
				DRAW.	POLIDO						
				CHECK	POLIDO						SHEET 5 OF 18
REV.	MODIFICATIONS	DATE	SIGN.	APPR.	POLIDO	REPLACE	REPLACE	ORIGIN:			CONTINUE 6

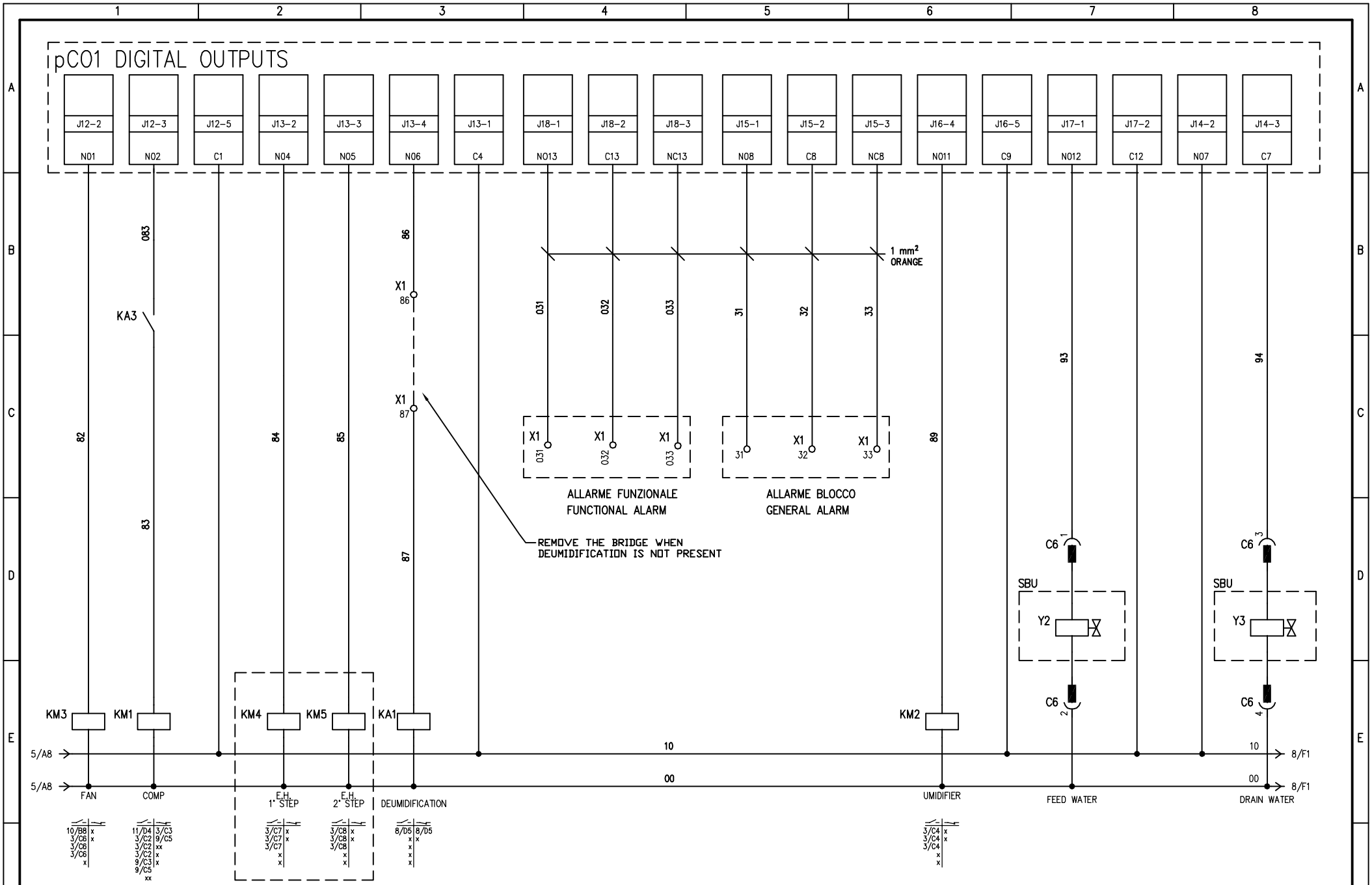

				DATE					HF620C0225		
				DRAW.	POLIDO						
				CHECK	POLIDO						SHEET 6 OF 18
REV.	MODIFICATIONS	DATE	SIGN.	APPR.	POLIDO	REPLACE	REPLACE	ORIGIN:			CONTINUE 7

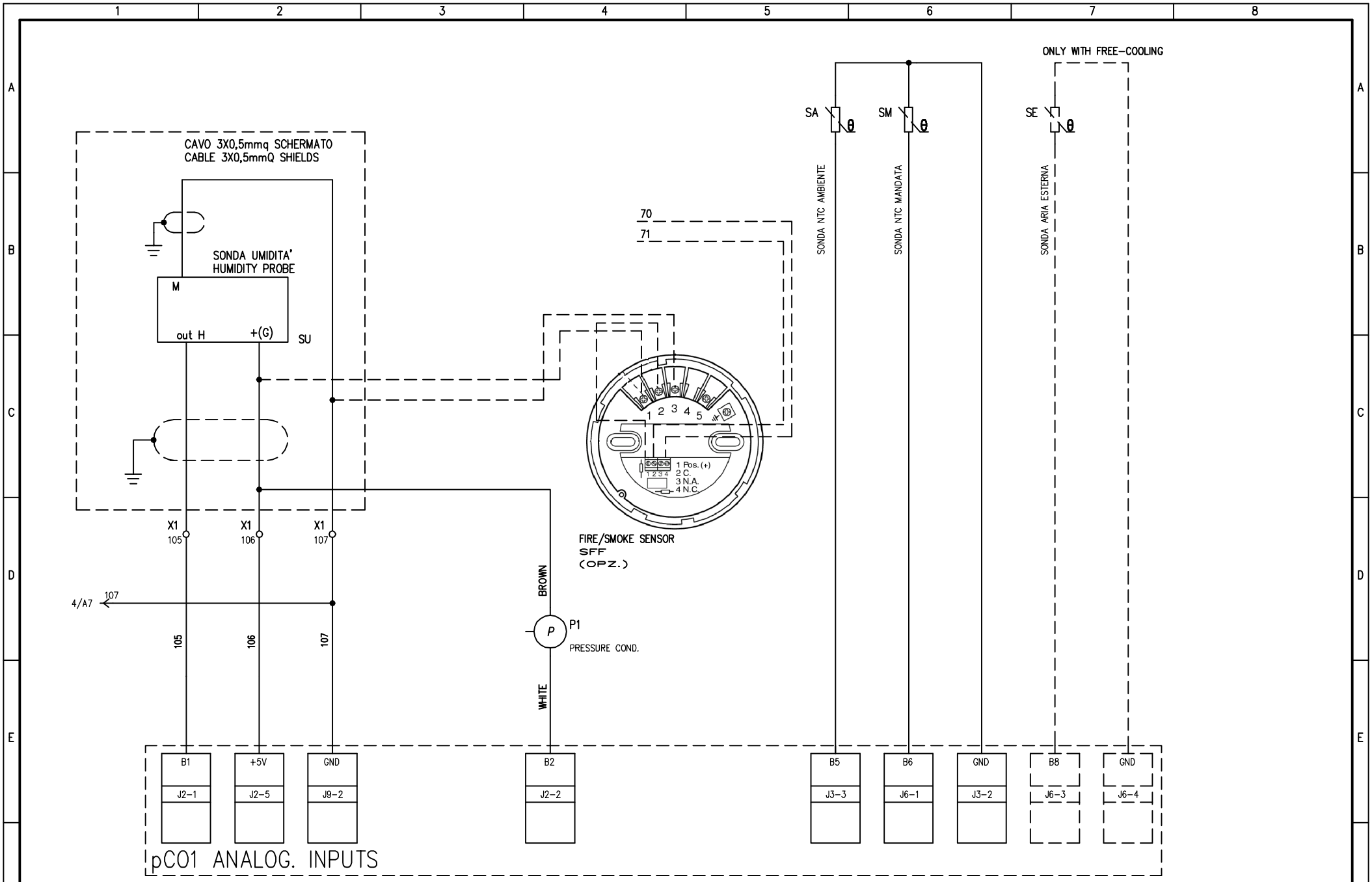

				DATE					HF620C0225		
				DRAW.	POLIDO						
				CHECK	POLIDO						SHEET 7 OF 18
REV.	MODIFICATIONS	DATE	SIGN.	APPR.	POLIDO	REPLACE	REPLACE	ORIGIN:			CONTINUE 8

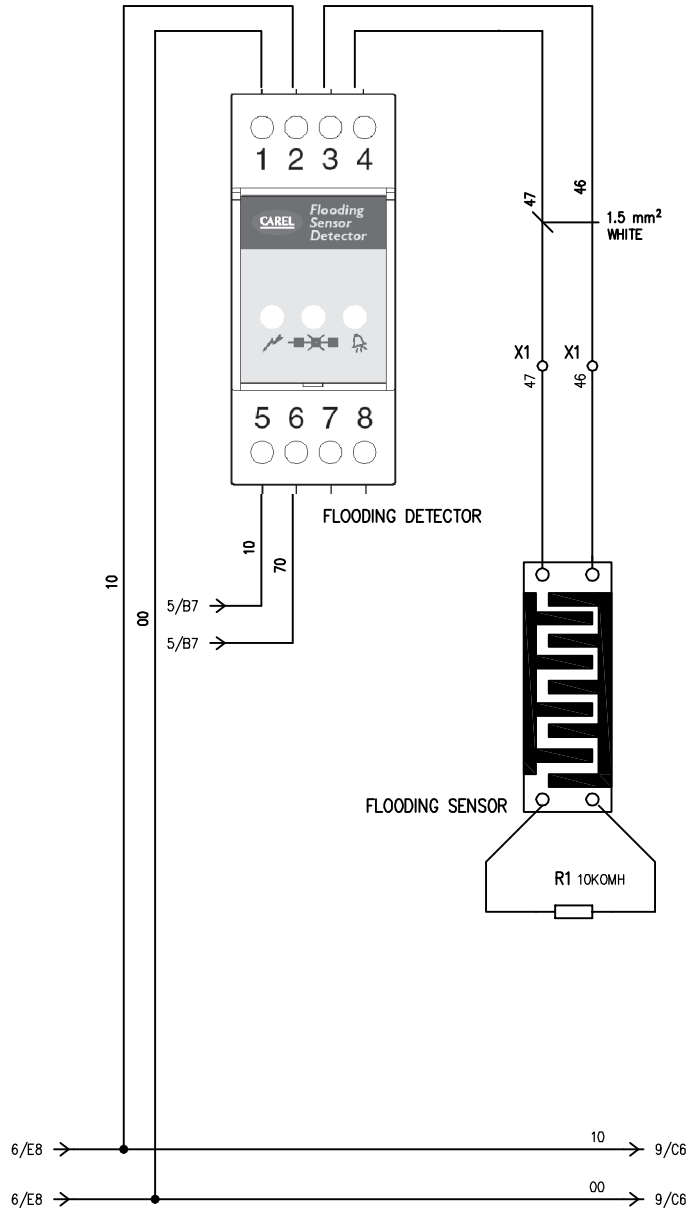

FANS SPEED CONTROL

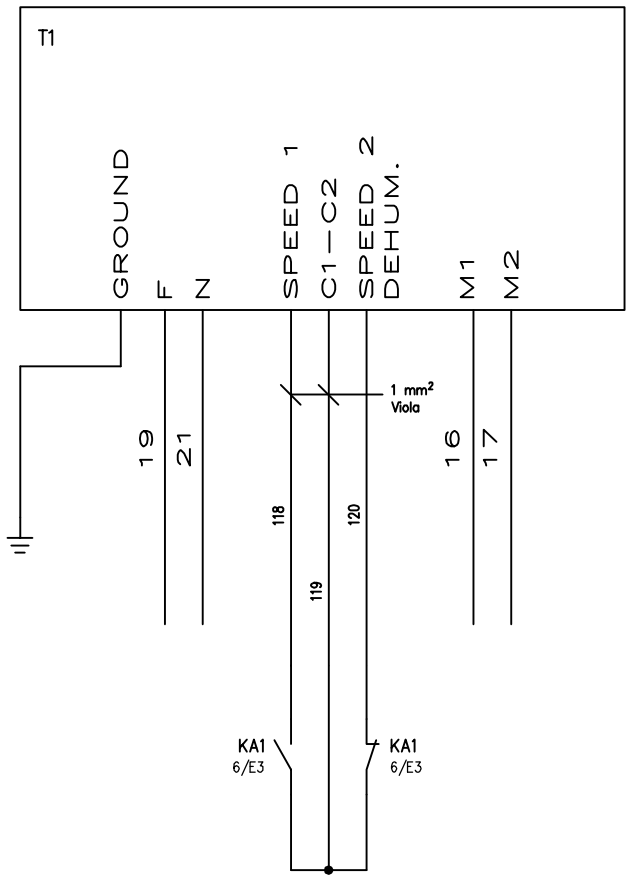

				DATE					HF620C0225		
				DRAW.	POLIDO						
				CHECK	POLIDO						SHEET 8 OF 18
REV.	MODIFICATIONS	DATE	SIGN.	APPR.	POLIDO	REPLACE	REPLACE	ORIGIN:			CONTINUE 9

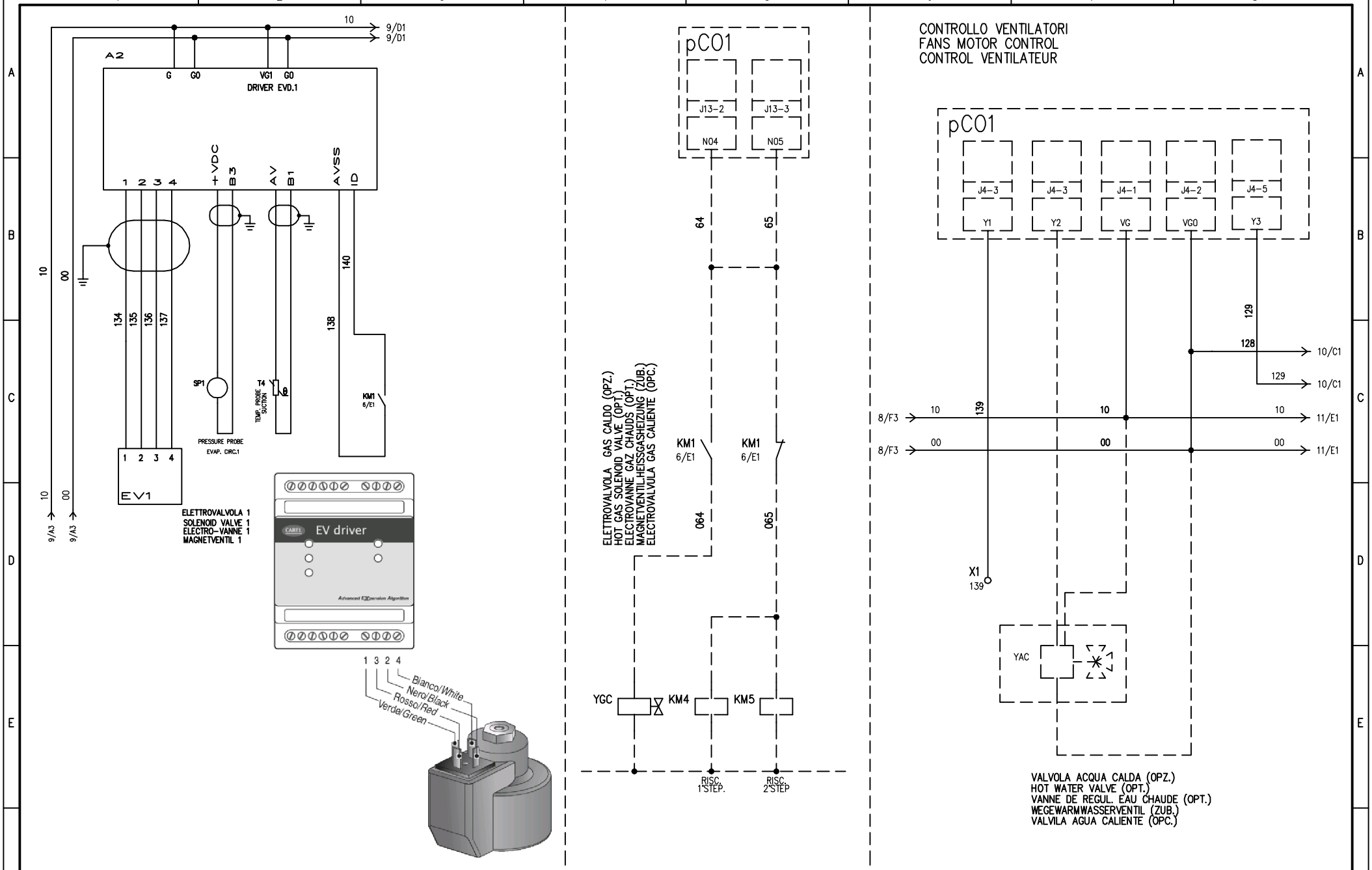

				DATE					HF620C0225		
				DRAW.	POLIDO						
				CHECK	POLIDO						SHEET 9 OF 18
REV.	MODIFICATIONS	DATE	SIGN.	APPR.	POLIDO	REPLACE	REPLACE	ORIGIN:			CONTINUE 10

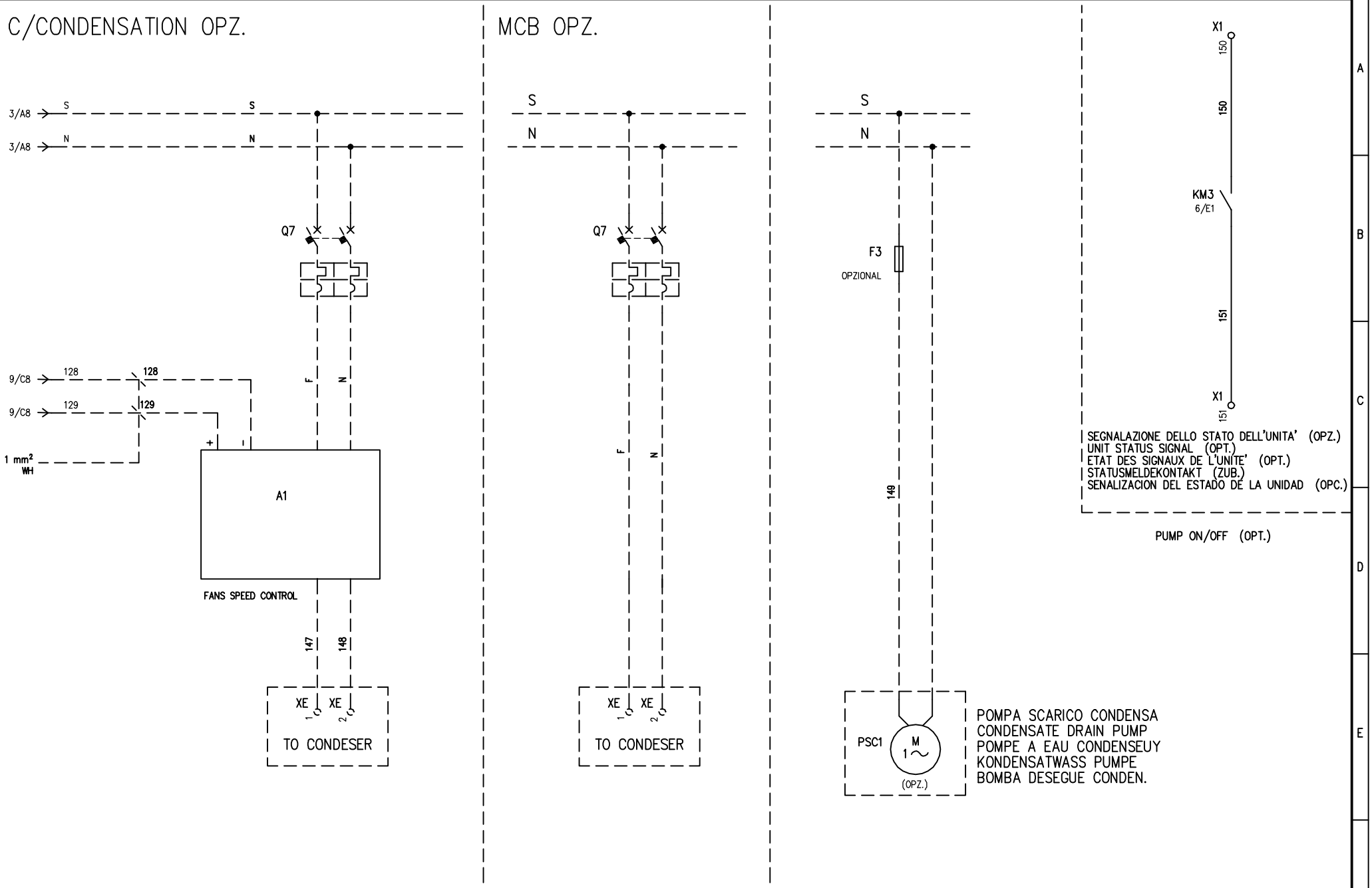

REV.	MODIFICATIONS	DATE	SIGN.	APPR.	POLIDO	REPLACE	REPLACE	ORIGIN:
				DATE				
				DRAW.	POLIDO			
				CHECK	POLIDO			

LENNOX

HF620C0225

SHEET 10 OF 18

CONTINUE 11

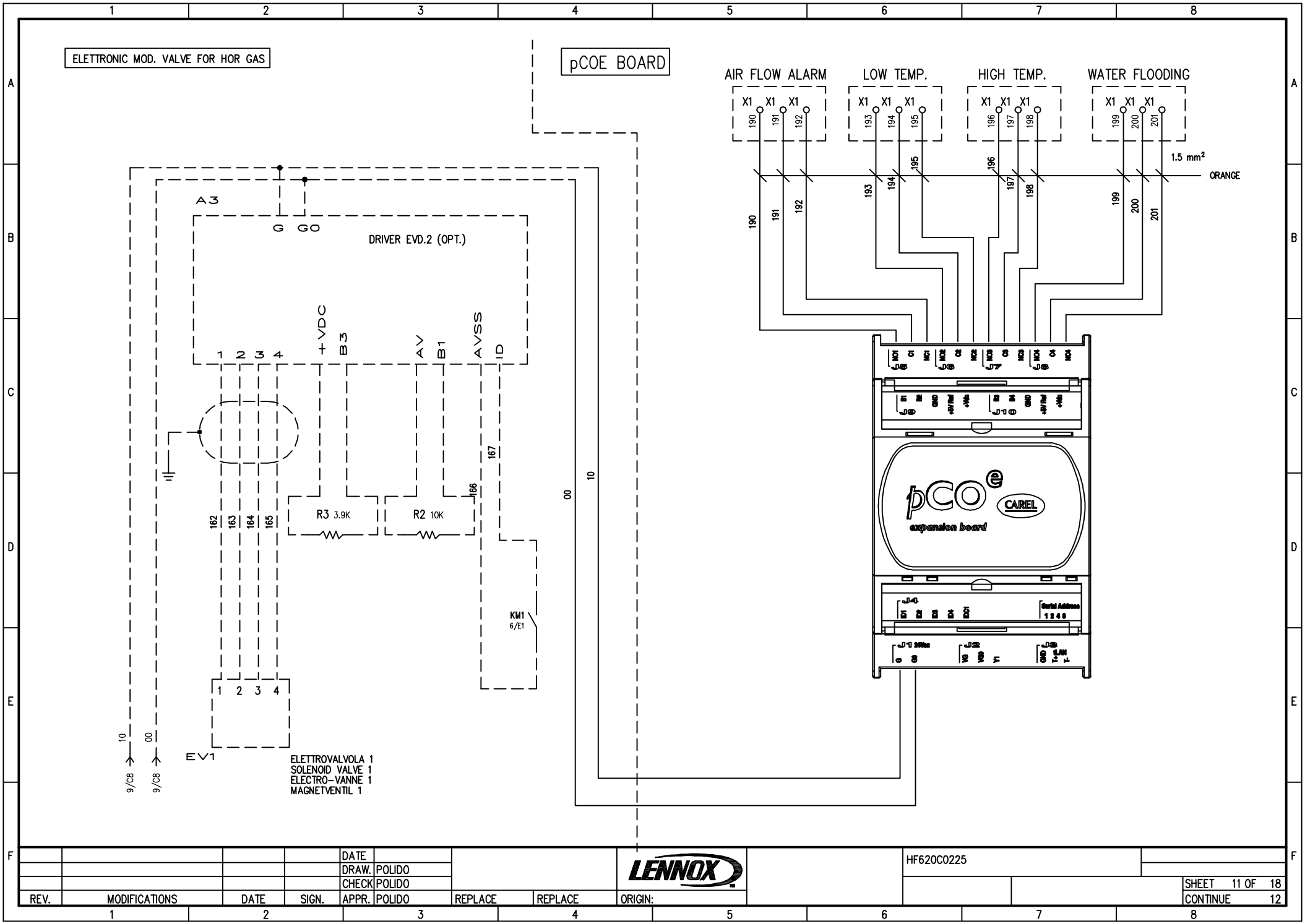

				DATE					HF620C0225			
				DRAW.	POLIDO							
				CHECK	POLIDO							
REV.	MODIFICATIONS	DATE	SIGN.	APPR.	POLIDO	REPLACE	REPLACE	ORIGIN:			SHEET 11 OF 18	
											CONTINUE 12	

TERMINAL STRIP
BORNIER
KLEMMLEISTE
KLEMMLEISTE



CONNETTORI

C1

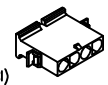

CONNETTORE 4 VIE FEMMINA (FCI)

Pin	Filo	Posizione
1	4	3/E2
2	5	3/E2
3	7	3/E2
4		3/E3

C2

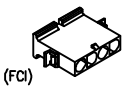

CONNETTORE 4 VIE FEMMINA (FCI)

Pin	Filo	Posizione
1		3/E3
2	11	3/E4
3	14	3/E4
4	12	3/E4

C3

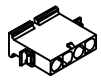

CONNETTORE 4 VIE FEMMINA (FCI)

Pin	Filo	Posizione
1	10	4/A3
2	43	4/B3

C4

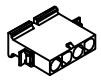

CONNETTORE 4 VIE FEMMINA (FCI)

Pin	Filo	Posizione
1	49	4/C7
2	50	4/C7
3	51	4/C7
4	52	4/C7

C5

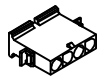

CONNETTORE 4 VIE FEMMINA (FCI)

Pin	Filo	Posizione
1	10	5/A3
2	61	5/B3
3	10	5/A3
4	65	5/B3

C6

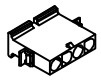

CONNETTORE 4 VIE FEMMINA (FCI)

Pin	Filo	Posizione
1	93	6/D7
2	00	6/E7
3	94	6/D8
4	00	6/E8

LAYOUT SCHEDA
ELECTRONIC BOARD LAYOUT

CONNETTORI PHOENIX A SPINA COMBICON CON PASSO 5.08 mm. COLORE VERDE TIPO MSTB 2,5 :

SIG.	POLI	TIPO	CODICE	SIG.	POLI	TIPO	CODICE
J1	2	2,5/2-ST	17 57 01 9	J11	3	2,5/3-ST	17 57 02 2
J2	5	2,5/5-ST	17 57 04 8	J12	5	2,5/5-ST	17 57 04 8
J3	4	2,5/4-ST	17 57 03 5	J13	5	2,5/5-ST	17 57 04 8
J4	6	2,5/6-ST	17 57 05 1	J14	3	2,5/3-ST	17 57 02 2
J5	9	2,5/9-ST	17 57 08 0	J15	3	2,5/3-ST	17 57 02 2
J6	4	2,5/4-ST	17 57 03 5	J16	5	2,5/5-ST	17 57 04 8
J7	5	2,5/5-ST	17 57 04 8	J17	3	2,5/3-ST	17 57 02 2
J8	5	2,5/5-ST	17 57 04 8	J18	3	2,5/3-ST	17 57 02 2
J9	3	2,5/3-ST	17 57 02 2				PCOUMID

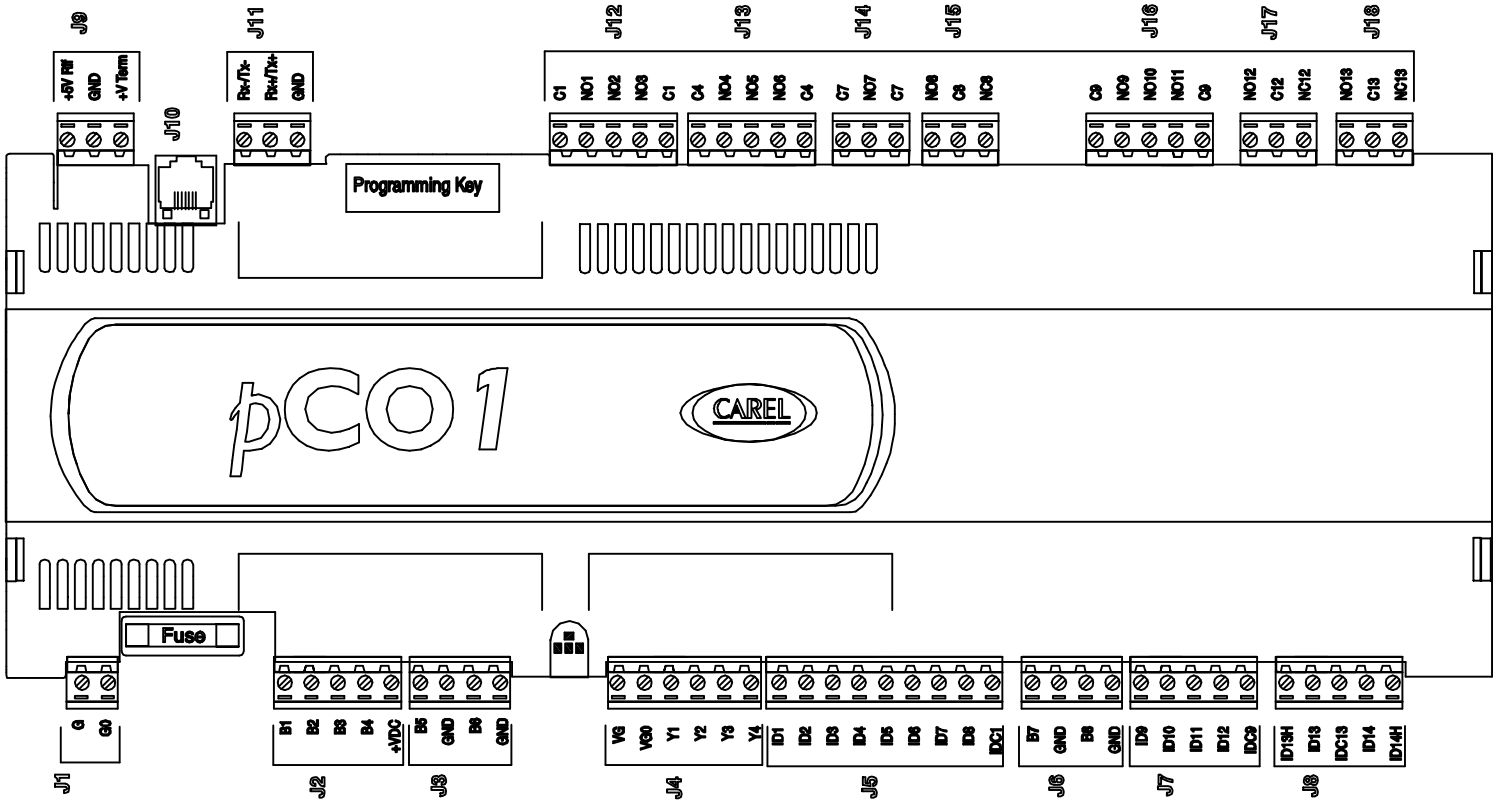

REV.	MODIFICATIONS	DATE	SIGN.	APPR.	POLIDO	REPLACE	REPLACE	ORIGIN:
				DATE				
				DRAW.	POLIDO			
				CHECK	POLIDO			

LENNOX

HF620C0225

LAYOUT 205

PIASTRA FI FONDO NS. COD. HF17000879

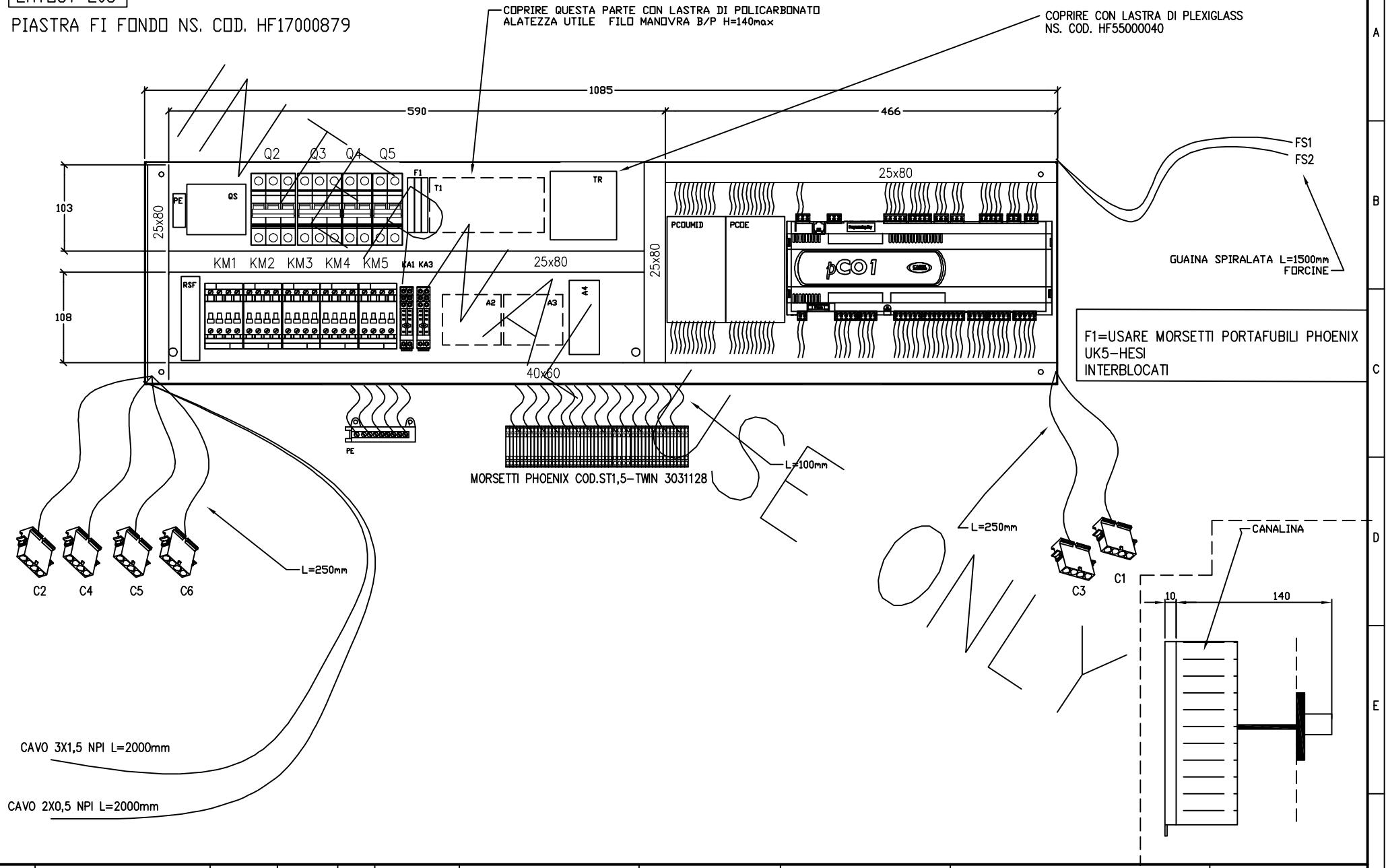

				DATE					HF620C0225		
				DRAW.	POLIDO						
				CHECK	POLIDO						SHEET 14 OF 18
REV.	MODIFICATIONS	DATE	SIGN.	APPR.	POLIDO	REPLACE	REPLACE	ORIGIN:			CONTINUE 15

LAN CONNECTIONS

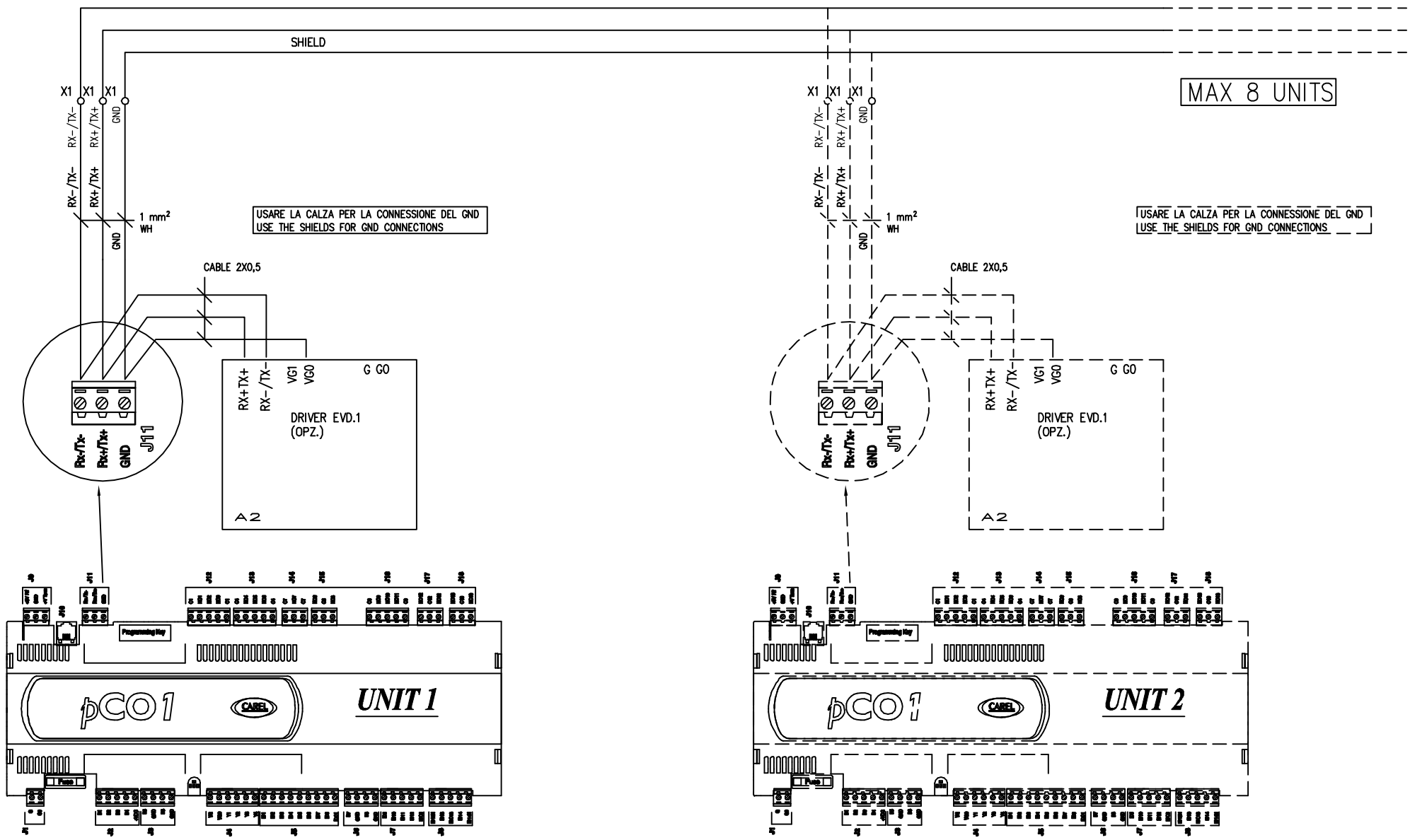

				DATE					HF620C0225			
				DRAW.	POLIDO							
				CHECK	POLIDO							
REV.	MODIFICATIONS	DATE	SIGN.	APPR.	POLIDO	REPLACE	REPLACE	ORIGIN:			SHEET 15 OF 18	
											CONTINUE 16	

				DATE						HF620C0225		
				DRAW.	POLIDO							
				CHECK	POLIDO							SHEET 16 OF 18
REV.	MODIFICATIONS	DATE	SIGN.	APPR.	POLIDO	REPLACE	REPLACE	ORIGIN:				CONTINUE 17

205	Ref-mark	Function	Technical data	Item code	Description	Amount	M.U.	Position
	AP	ALTA PRESSIONE				1		4/C02
	BP	BASSA PRESS.				1		5/A06
	C1	COMPRESSORE				1		3/E02
	EV1					1		7/B05
	EV2					1		7/B05
	F1/2/3		4AF		FUSIBILE 5X20	1	PCE	3/D08
	H1	UMIDIFICATORE				1		3/E06
	KA1	RELE' DEUM.		40528024		1		4/E02
	KA3	RELE' ALTA PRESSIONE		40528024		1		4/E02
	KM1	COMP.	MOELLER/AEG	LS1710-55/28581	TELER.AEG LS17.10 24V/DIL00BM-10 24V	1	PCE	4/E04
	KM2	UMIDIFICATORE	MOELLER/AEG	LS410-55/4852	TELER.AEG LS4.10 24V/DIL00M-10 24V	1	PCE	4/E06
	KM3	VENT. EVAP.	MOELLER/AEG	LS410-55/72614	TEL. AEG LS4.10 24V/DIL00M-10 24V	1	PCE	4/E07
	KM4	RISC. 1 STEP	MOELLER/AEG	LS410-55/72614	TELER.AEG LS4.10 24V/DIL00M-10 24V	1	PCE	6/B03
	KM5	RISC. 2 STEP	MOELLER/AEG	LS410-55/72614	TELER.AEG LS4.10 24V/DIL00M-10 24V	1	PCE	6/B03

205	Ref-mark	Function	Technical data	Item code	Description	Amount	M.U.	Position
	M1/M2	VENT. EVAP.				1		3/E05
	Q2	COMPRESSORE	MOELLER/AEG	E93C25/242950	INT.AUT.Elfa E90 3P C 25A 6kA/PLS6-C25/3	1	PCE	3/B04
	Q3	UMID.	MOELLER/AEG	E93C06/242943	INT.AUT.Elfa E90 3P C 06A 6kA/PLS6-C6/3	1	PCE	3/B05
	Q4	VENT.	MOELLER/AEG	E92C10/242876	INT.AUT.Elfa E90 2P C 10A 6kA/PLS6-C10/2	1	PCE	3/B06
	Q5	RISC.	MOELLER/AEG	E92C20/242881	INT.AUT.Elfa E90 2P C 20A 6kA/PLS6-C20/2	1	PCE	3/B07
	QS		4X45	OT45E4		1		3/A01
	R1	RISCALDAMENTO ELETTRIC.				1		3/E04
	RSF	RELE' SEQUENZA FASI				1		3/C02
	SA	SONDA AMBIENTE				1		6/B05
	TR2		100VA		CON FUS. A BORDO	1		3/C07